



Handbook - Hydraulic Pumps Vane Pump Building Program

Denison Vane Technology



ENGINEERING YOUR SUCCESS.



VANE PUMP BUILDING PROGRAM

The assembler of pumps using base pumps, cartridge kit and shaft kit components, is solely responsible for making the selection and the assembling of these original components.

The assembler must ensure having the appropriate skills and toolings, and is processing activities under its sole responsibility in respect of the applicable regulations.

Components are defined for specific combinations, appropriate to use in the limits of performances and conditions as specified in documentations. Conformity of components is guaranteed by Parker, final testing of complete product remains under sole responsibility of the assembler.



WARNING – USER RESPONSIBILITY

FAILURE OR IMPROPER SELECTION OR IMPROPER USE OF THE PRODUCTS DESCRIBED HEREIN OR RELATED ITEMS CAN CAUSE DEATH, PERSONAL INJURY AND PROPERTY DAMAGE.

This document and other information from Parker-Hannifin Corporation, its subsidiaries and authorized distributors provide product or system options for further investigation by users having technical expertise.

The user, through its own analysis and testing, is solely responsible for making the final selection of the system and components and assuring that all performance, endurance, maintenance, safety and warning requirements of the application are met. The user must analyze all aspects of the application, follow applicable industry standards, and follow the information concerning the product in the current product catalog and in any other materials provided from Parker or its subsidiaries or authorized distributors.

To the extent that Parker or its subsidiaries or authorized distributors provide component or system options based upon data or specifications provided by the user, the user is responsible for determining that such data and specifications are suitable and sufficient for all applications and reasonably foreseeable uses of the components or systems.

Offer of Sale

Please contact your Parker representation for a detailed "Offer of Sale".

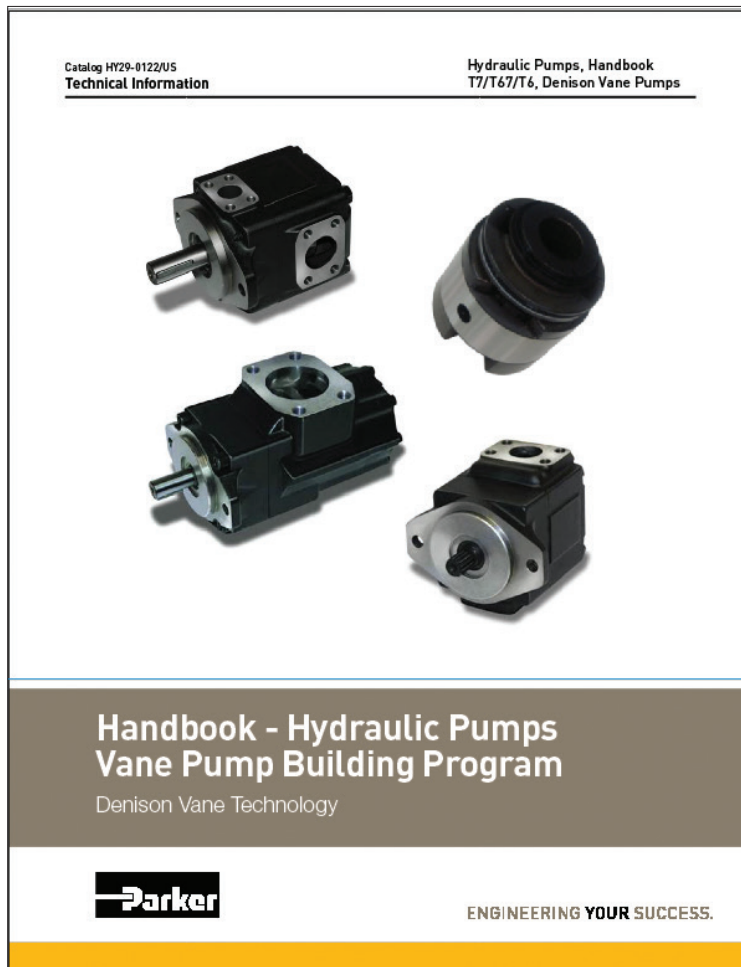
Summary

| | |
|---|--------------|
| Foreword | 4 |
| Range of Pumps Covered by the Vane Pump Building Program | 5 |
| Technical Information and Ordering Codes—Key Sheets for Selecting the Components | 6–39 |
| Pump Testing | 40 |
| Identification and Labels | 41 |
| Technical Documentation | 41 |
| Notes | 42–43 |

Foreword

Parker Hydraulic Pump Division has created the Vane Pump Building Program to allow Parker Distributors and end users to get hydraulic vane pumps the quickest way. The pumps are to be assembled by authorized Parker Distributors, using standardized body and cartridge kits. The intention is that the Parker Distributors will carry a base level of inventory of these kits to be supplemented by an inventory of these kits that will be stored in the Parker Hydraulic Pump Division, hence available with short delivery times. The distributor will then assemble the appropriate kits into a finished unit, properly complete the name plate, and deliver the product to the end user.

This handbook is a guide to help in selecting the right components to order, and also contains some helpful suggestions for setting up the build program. It lists Technical Documents that are available to support Distributors in this process. Feel free to contact us, should you need additional information.

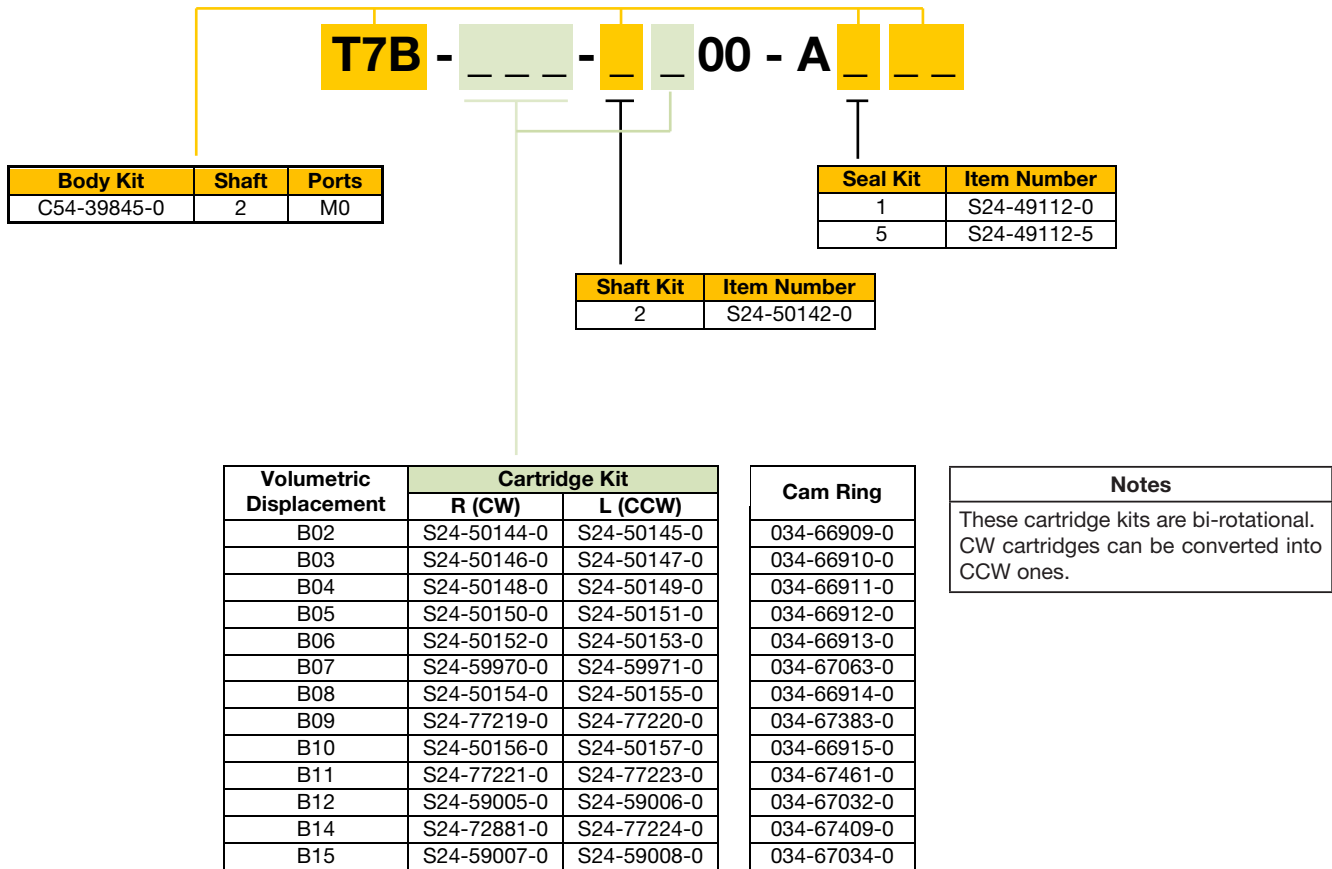


Range of Pumps Covered by the Vane Pump Building Program

| | |
|-----------------|----|
| T7B..... | 6 |
| T7BS | 7 |
| T6C/T6CM | 8 |
| T6D/T6DM | 9 |
| T7D..... | 10 |
| T7DS | 11 |
| T6E..... | 12 |
| T6EM..... | 13 |
| T7ES..... | 14 |
| T67BB | 15 |
| T7BBS..... | 16 |
| T67CB | 17 |
| T6CC/T6CCM..... | 18 |
| T6CCW..... | 19 |
| T6CCMW | 20 |
| T6CCZ..... | 21 |
| T6GCC | 22 |
| T67DB | 23 |
| T7DBS..... | 24 |
| T6DC..... | 25 |
| T6DCW..... | 26 |
| T6DCM..... | 27 |
| T6DCMW | 28 |
| T67DC | 29 |
| T67EC | 30 |
| T6EC | 31 |
| T6ECM | 32 |
| T6ED | 33 |
| T6EDM..... | 34 |
| T7ED | 35 |
| T7EDS..... | 36 |
| T6DCC | 37 |
| T6DCCM | 38 |
| T67DCC | 39 |

Key Sheet N⁰20

Ex. T7B – B10 – 2 R 00 – A 1 00

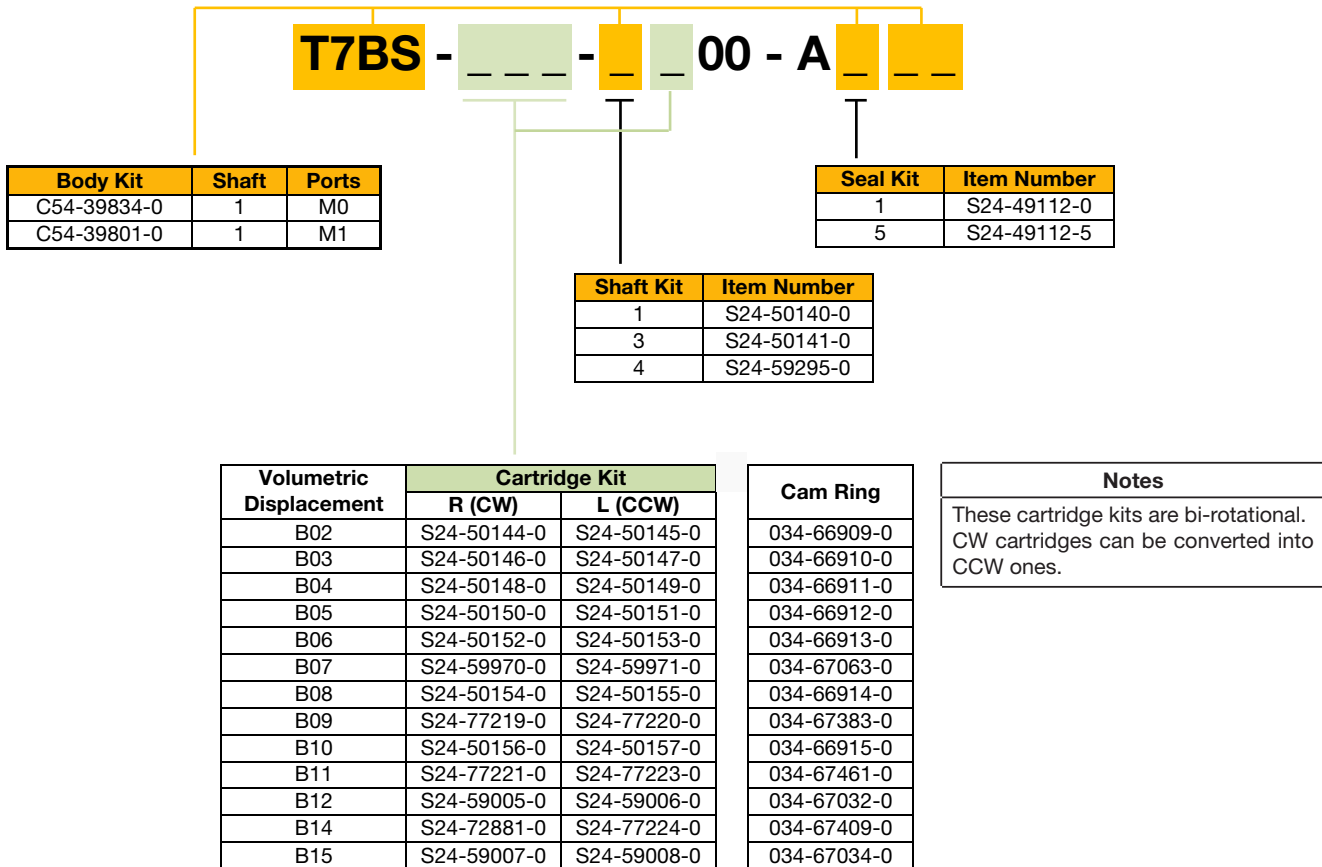


- Features of the base pump
- Components to be stored at Parker Hydraulic Pump Division, USA
 Other kits listed are available from factory at standard lead times



Key Sheet N^o 30

Ex. T7BS – B10 – 1 R 00 – A 1 00

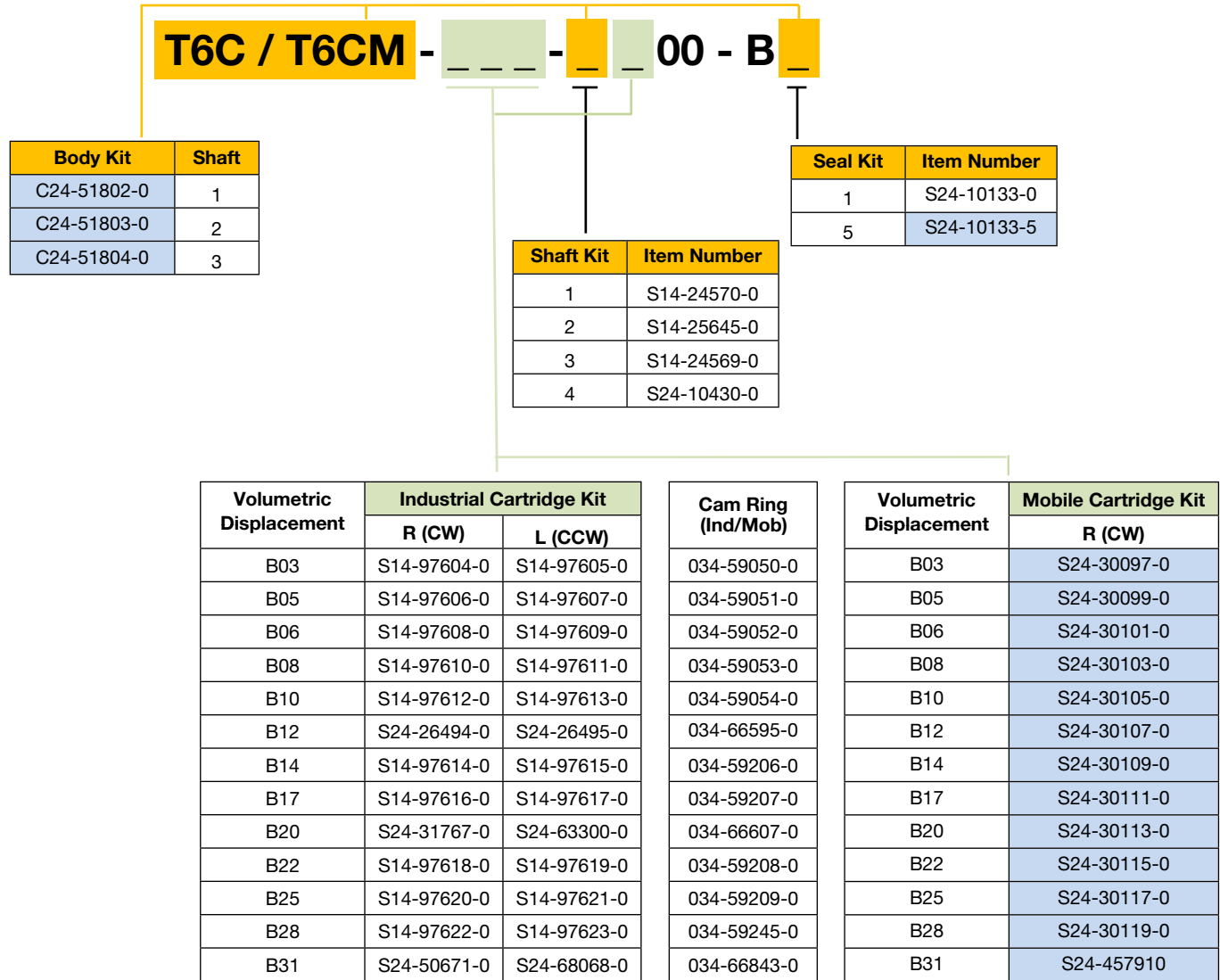


Features of the base pump

Components to be stored at Parker Hydraulic Pump Division, USA
 Other kits listed are available from factory at standard lead times

Key Sheet N^o40

Ex. T6C – 022 – 1 R 00 – B1



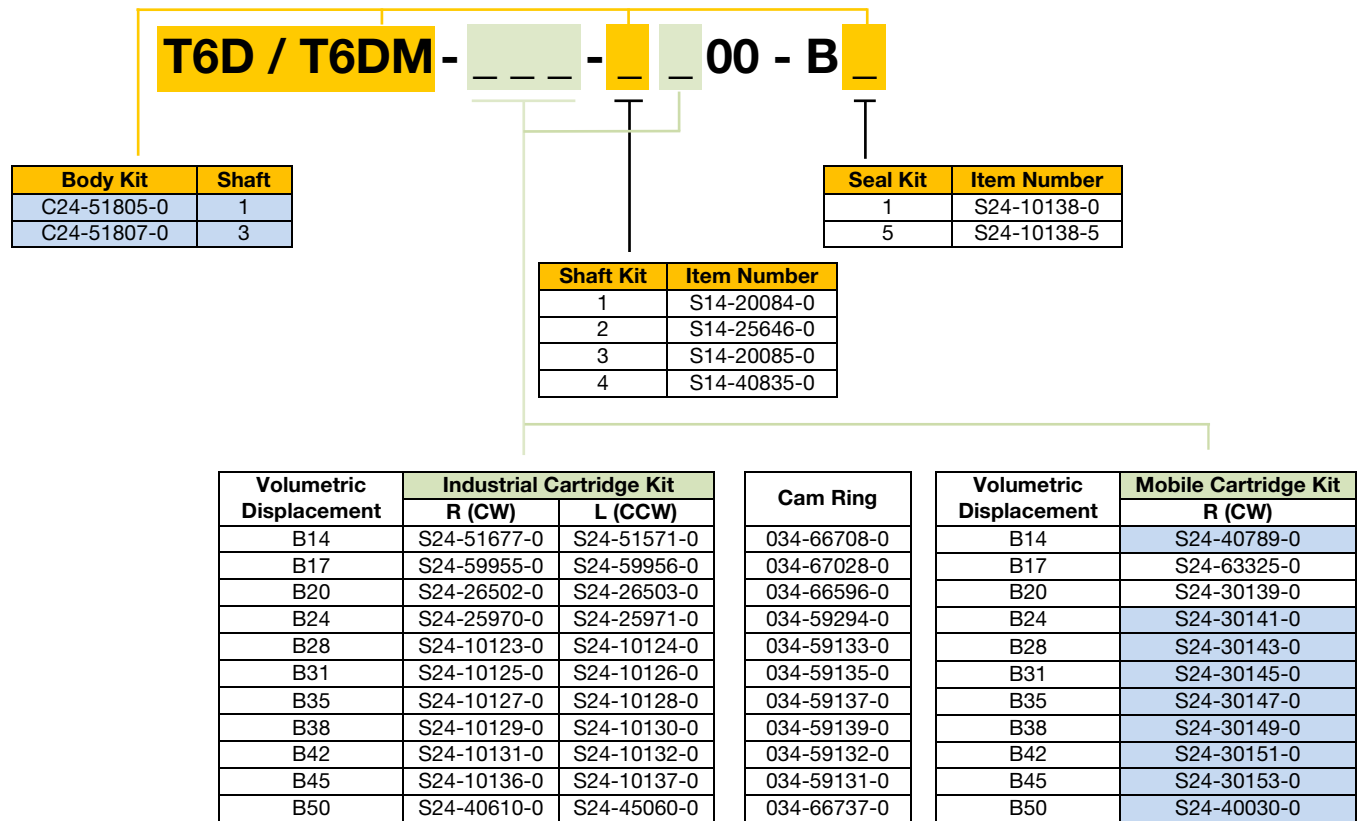
Notes
 These cartridge kits are bi-rotational. CW cartridges can be converted into CCW ones.

- Features of the base pump
- Components to be stored at Parker Hydraulic Pump Division, USA
 Other kits listed are available from factory at standard lead times



Key Sheet N⁰ 60

EX. T6D – B20 – 2R00 – B1



Notes

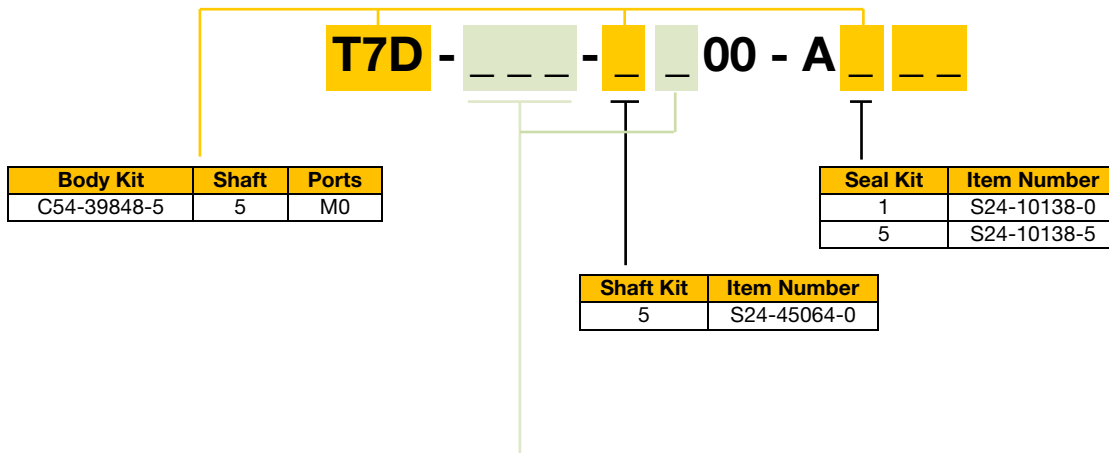
These cartridge kits are bi-rotational. CW cartridges can be converted into CCW ones.

One can also use T7D - T7DS cartridge kits for upgrades to the T6D pumps.

- Features of the base pump
- Components to be stored at Parker Hydraulic Pump Division, USA
Other kits listed are available from factory at standard lead times

Key Sheet N^o 80

Ex. T7D – B42 – 5 R 00 – A 1 00



| Body Kit | Shaft | Ports |
|-------------|-------|-------|
| C54-39848-5 | 5 | M0 |

| Seal Kit | Item Number |
|----------|-------------|
| 1 | S24-10138-0 |
| 5 | S24-10138-5 |

| Shaft Kit | Item Number |
|-----------|-------------|
| 5 | S24-45064-0 |

| Volumetric Displacement | Cartridge Kit | |
|-------------------------|---------------|-------------|
| | R (CW) | L (CCW) |
| B14 | S24-76312-0 | S24-76313-0 |
| B17 | S24-76314-0 | S24-76315-0 |
| B20 | S24-76316-0 | S24-76317-0 |
| B22 | S24-76318-0 | S24-76319-0 |
| B24 | S24-76320-0 | S24-76321-0 |
| B28 | S24-76322-0 | S24-76323-0 |
| B31 | S24-76324-0 | S24-76325-0 |
| B35 | S24-76326-0 | S24-76327-0 |
| B38 | S24-76328-0 | S24-76329-0 |
| B42 | S24-76330-0 | S24-76331-0 |
| B45 | S24-10136-0 | S24-10137-0 |
| B50 | S24-40610-0 | S24-45060-0 |

| Cam Ring |
|-------------|
| 034-67469-0 |
| 034-67470-0 |
| 034-67159-0 |
| 034-67482-0 |
| 034-67158-0 |
| 034-67157-0 |
| 034-67156-0 |
| 034-67155-0 |
| 034-67154-0 |
| 034-67153-0 |
| 034-59131-0 |
| 034-66737-0 |

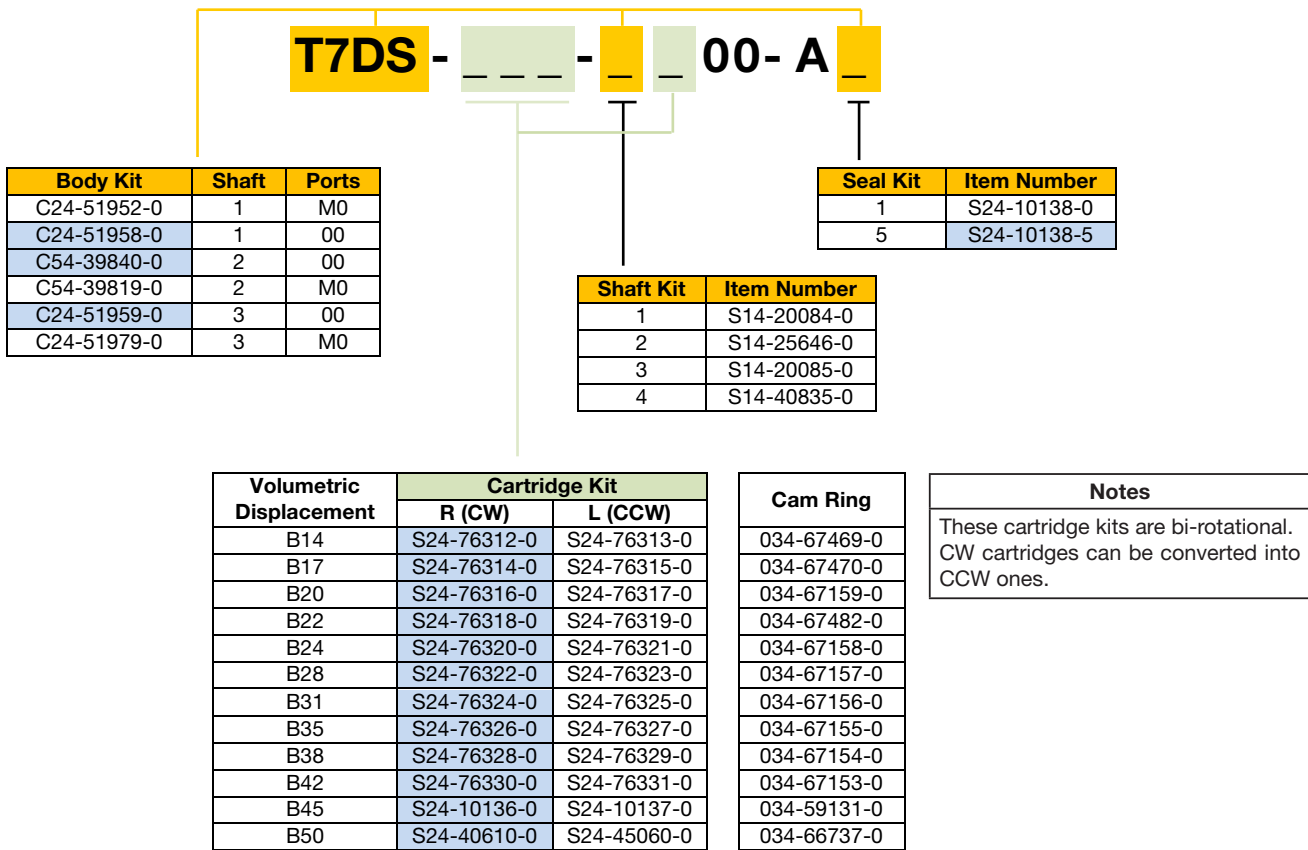
| Notes |
|---|
| These cartridge kits are bi-rotational. CW cartridges can be converted into CCW ones. |

- Features of the base pump
- Components to be stored at Parker Hydraulic Pump Division, USA
Other kits listed are available from factory at standard lead times



Key Sheet N°90

T7DS - B20 - 1R00 - A1

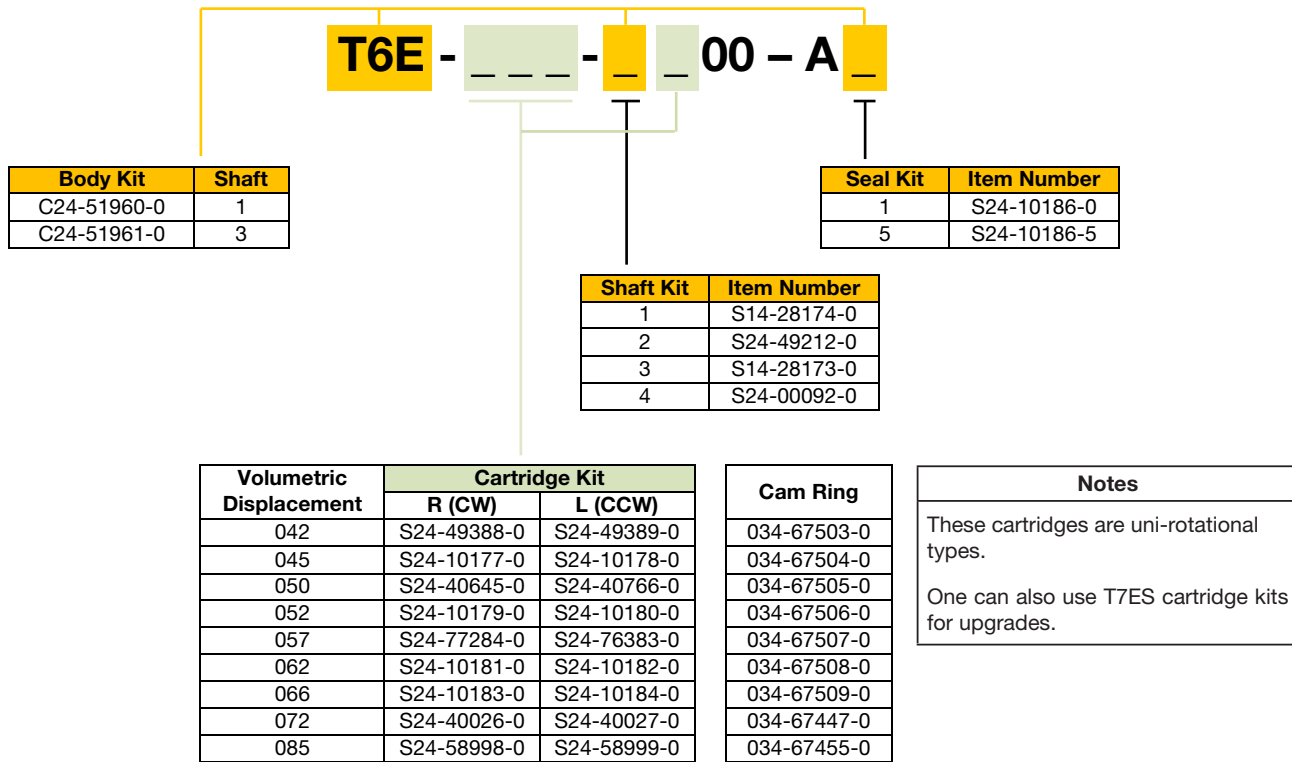


Features of the base pump

Components to be stored at Parker Hydraulic Pump Division, USA
 Other kits listed are available from factory at standard lead times

Key Sheet N⁰100

Ex. T6E – 072 – 1 R 00 – A 1

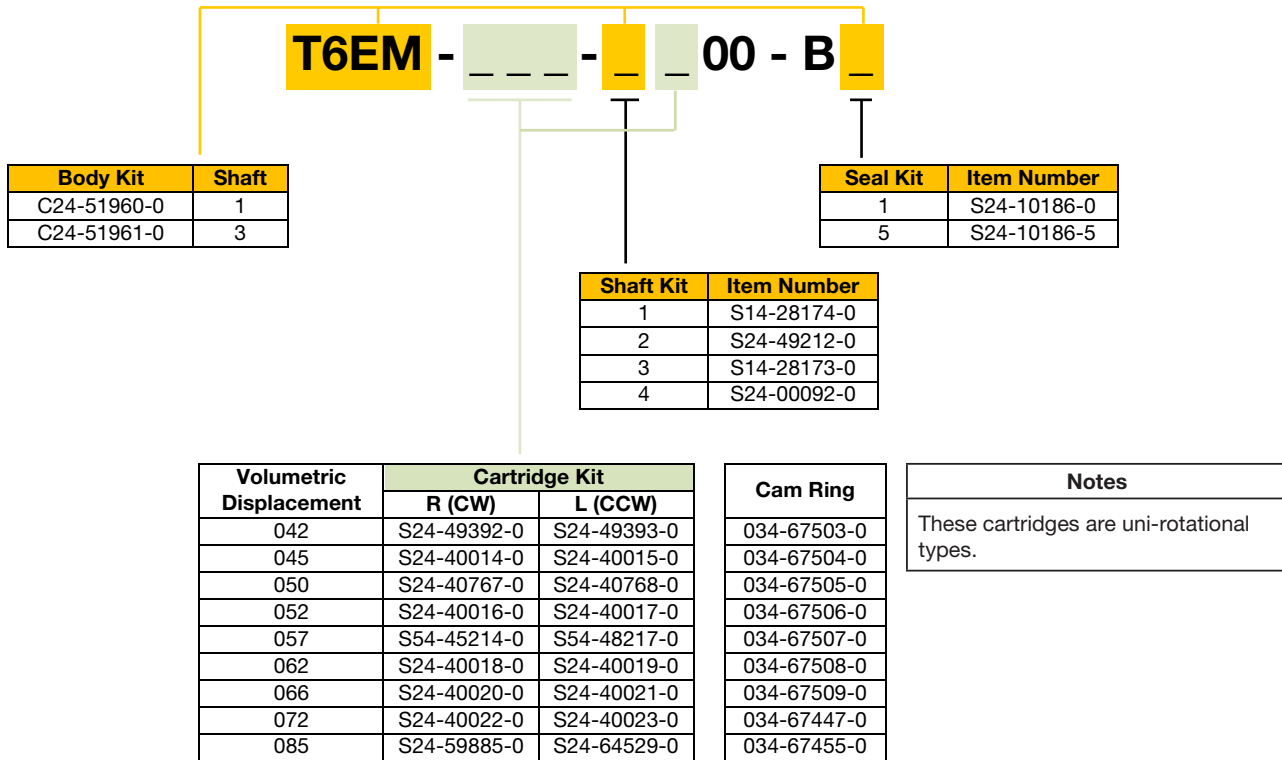


- Features of the base pump
- Components to be stored at Parker Hydraulic Pump Division, USA
Other kits listed are available from factory at standard lead times



Key Sheet N⁰110

Ex. T6EM - 072 - 1 R 00 - B1

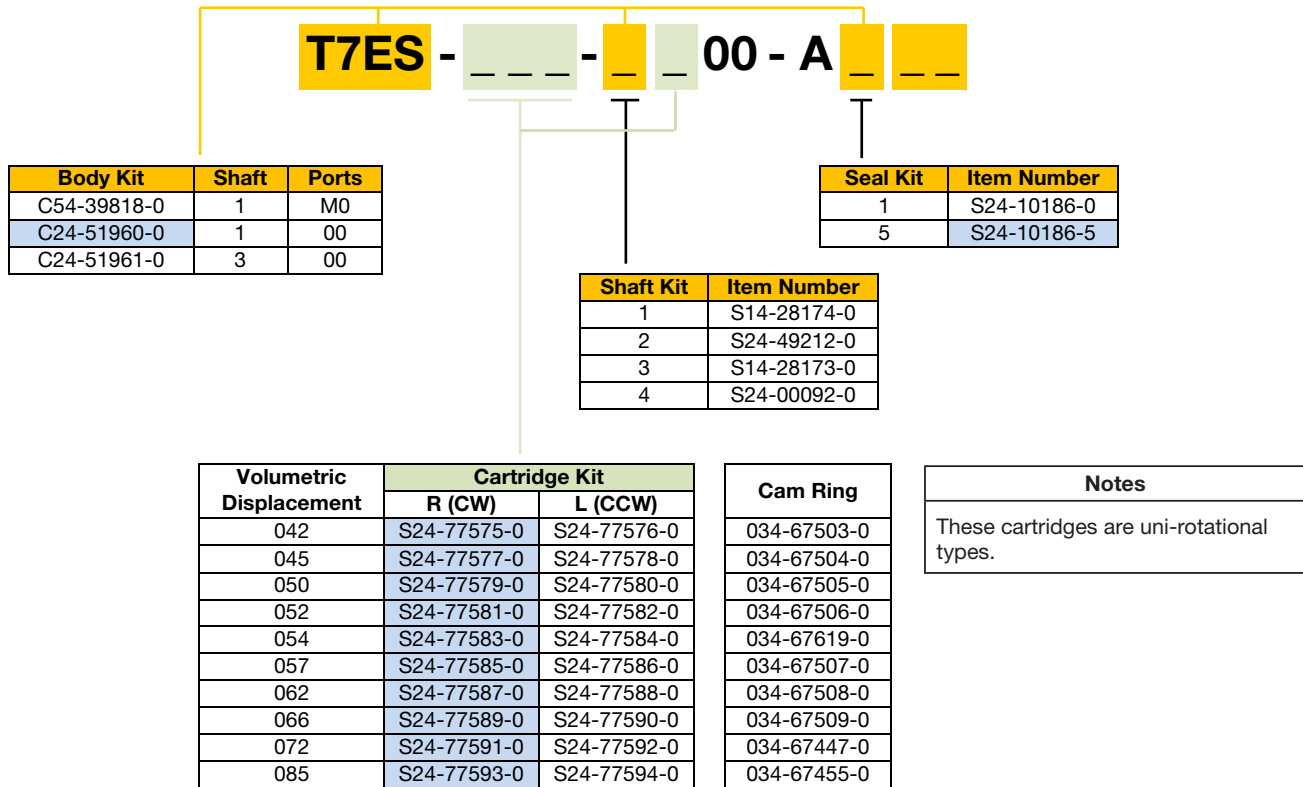


Features of the base pump

Components to be stored at Parker Hydraulic Pump Division, USA
 Other kits listed are available from factory at standard lead times

Key Sheet N⁰120

Ex. T7ES - 072 - 1 R 00 - A1 00



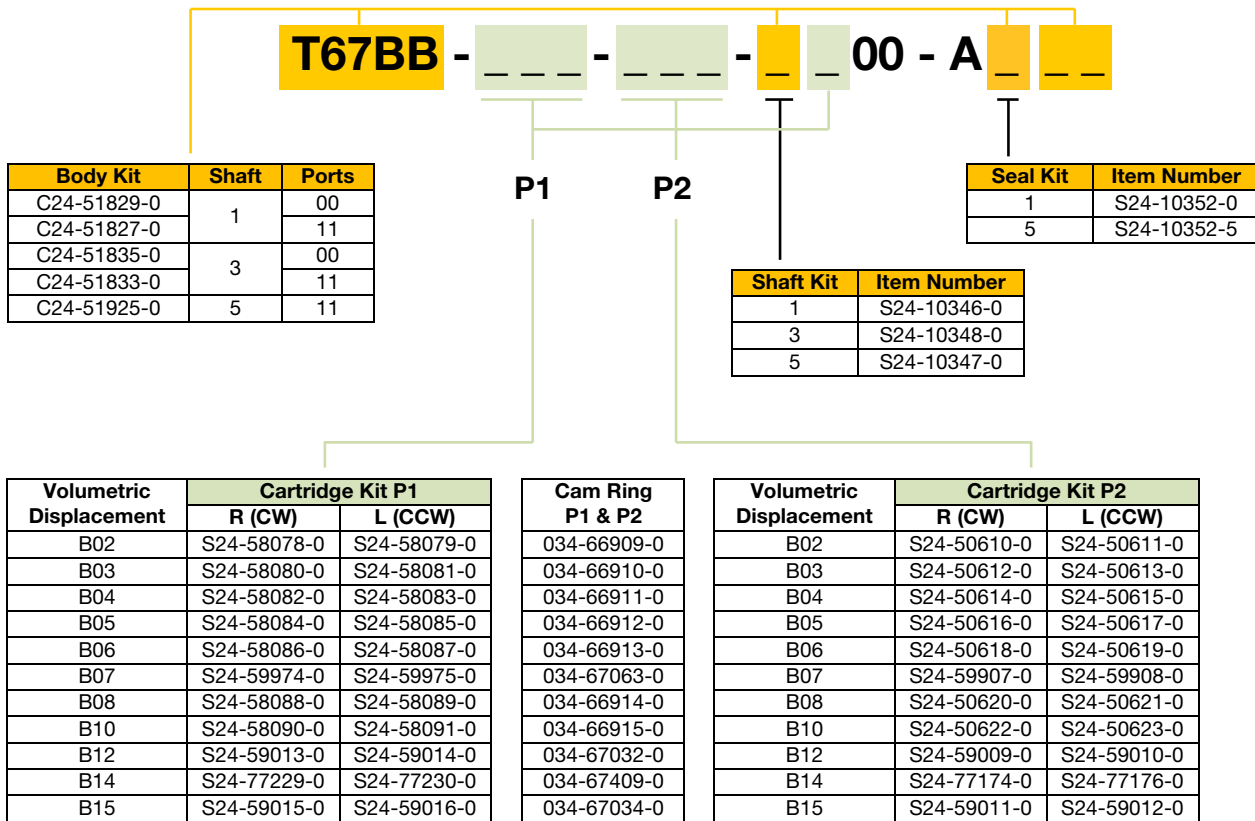
Features of the base pump

Components to be stored at Parker Hydraulic Pump Division, USA
 Other kits listed are available from factory at standard lead times



Key Sheet N^o130

Ex. T67BB – B10 – B03 - 1 R 00 – A1 M1

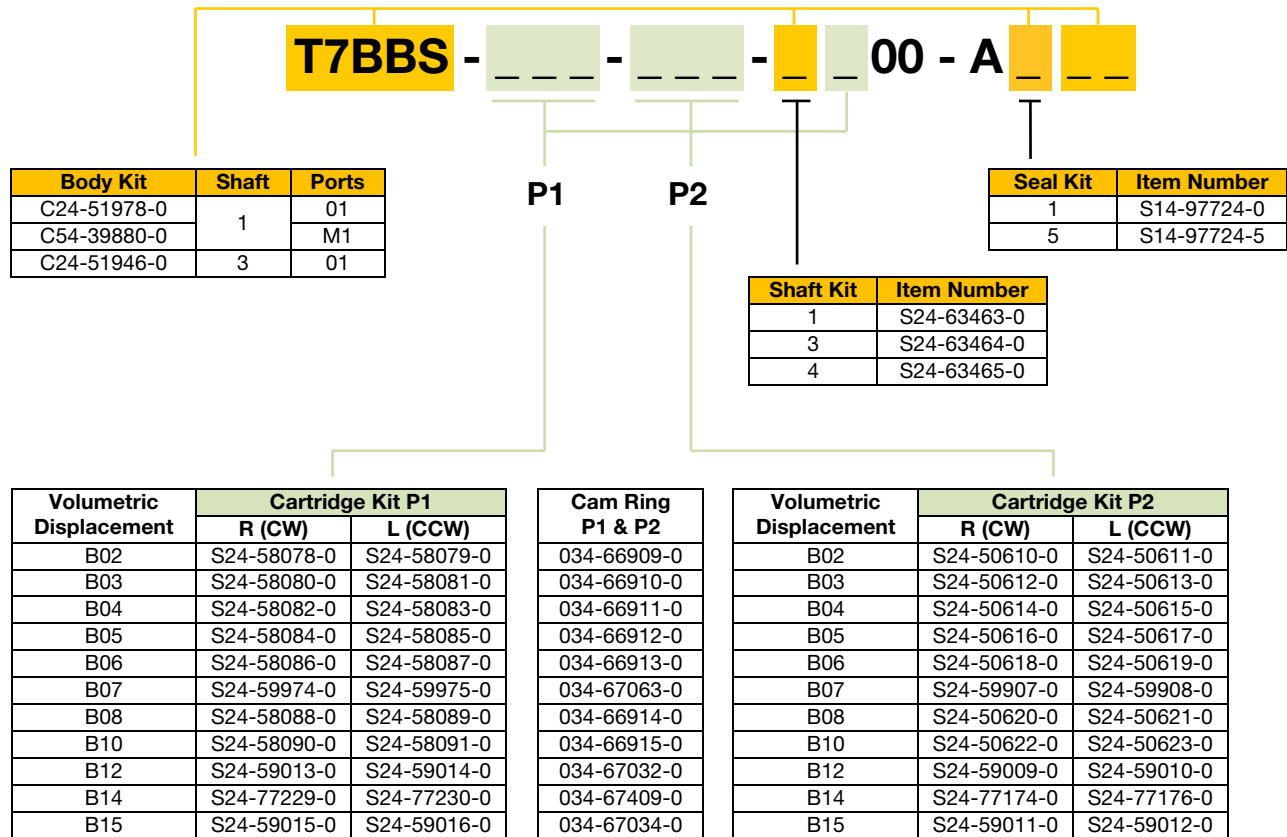


| Notes |
|---|
| These cartridge kits are bi-rotational. CW cartridges can be converted into CCW ones. |

- Features of the base pump
- Components to be stored at Parker Hydraulic Pump Division, USA
Other kits listed are available from factory at standard lead times

Key Sheet N^o140

Ex. T7BBS - B10 - B03 - 1 R 00 - A 1 00



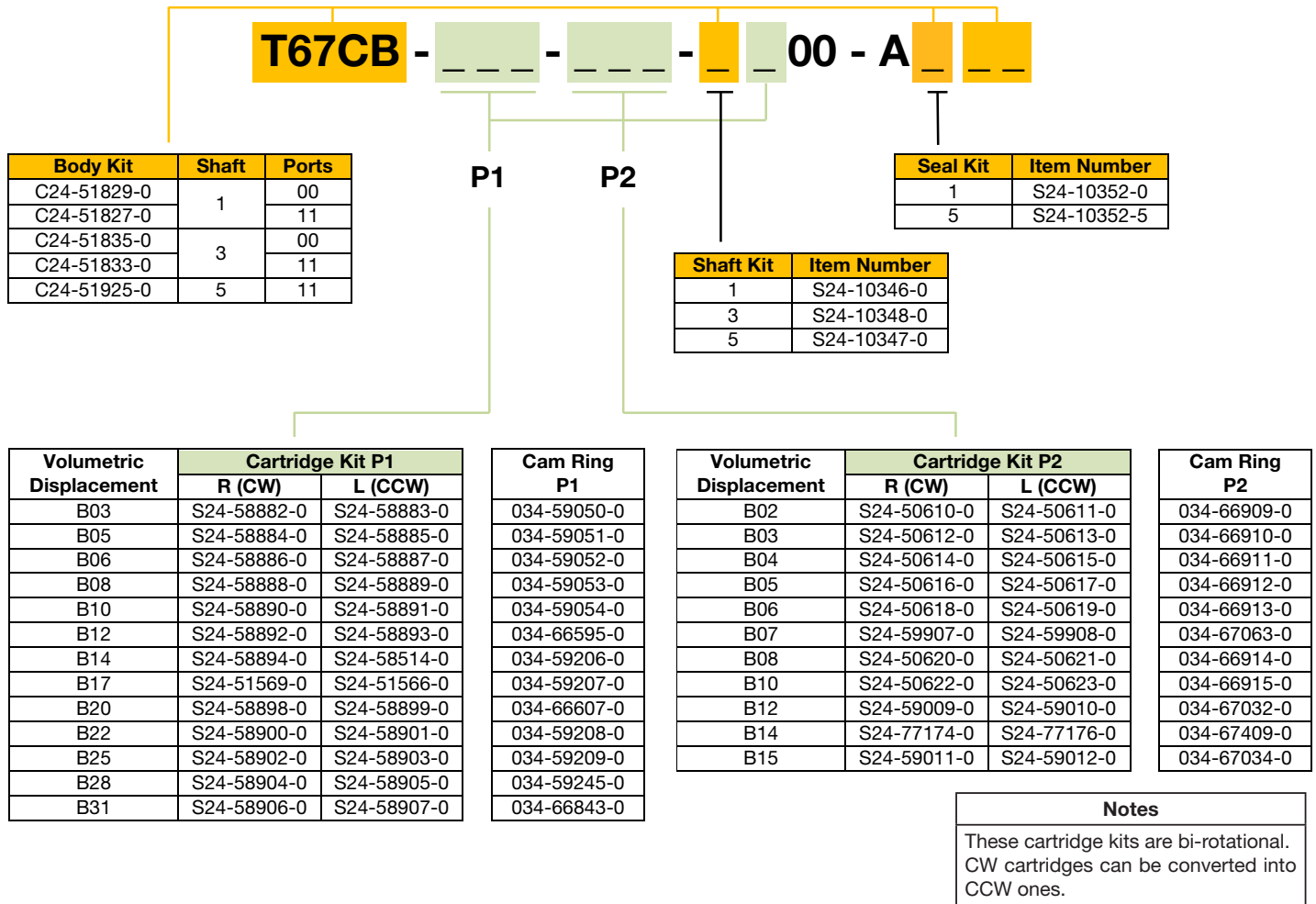
Notes
 These cartridge kits are bi-rotational. CW cartridges can be converted into CCW ones.

- Features of the base pump
- Components to be stored at Parker Hydraulic Pump Division, USA
 Other kits listed are available from factory at standard lead times



Key Sheet N^o150

Ex. T67CB - 010 - B06 - 1 R 00 - A1 M1



Features of the base pump

Components to be stored at Parker Hydraulic Pump Division, USA
 Other kits listed are available from factory at standard lead times

Key Sheet N^o160

Ex. T6CC – 022 – 010 - 1 R 00 – C1 00



| Body Kit | Shaft | Ports |
|-------------|-------|-------|
| C24-51829-0 | 1 | 00 |
| C24-51827-0 | | 11 |
| C24-51835-0 | 3 | 00 |
| C24-51833-0 | | 11 |
| C24-51916-0 | 5 | 00 |
| C24-51925-0 | 5 | 11 |

| Seal Kit | Item Number |
|----------|-------------|
| 1 | S24-10352-0 |
| 5 | S24-10352-5 |

| Shaft Kit | Item Number |
|-----------|-------------|
| 1 | S24-10346-0 |
| 3 | S24-10348-0 |
| 5 | S24-10347-0 |

| Volumetric Displacement | Industrial Cartridge Kit P1 | |
|-------------------------|-----------------------------|-------------|
| | R (CW) | L (CCW) |
| B03 | S24-58882-0 | S24-58883-0 |
| B05 | S24-58884-0 | S24-58885-0 |
| B06 | S24-58886-0 | S24-58887-0 |
| B08 | S24-58888-0 | S24-58889-0 |
| B10 | S24-58890-0 | S24-58891-0 |
| B12 | S24-58892-0 | S24-58893-0 |
| B14 | S24-58894-0 | S24-58514-0 |
| B17 | S24-51569-0 | S24-51566-0 |
| B20 | S24-58898-0 | S24-58899-0 |
| B22 | S24-58900-0 | S24-58901-0 |
| B25 | S24-58902-0 | S24-58903-0 |
| B28 | S24-58904-0 | S24-58905-0 |
| B31 | S24-58906-0 | S24-58907-0 |

| Cam Ring P1 & P2 |
|------------------|
| 034-59050-0 |
| 034-59051-0 |
| 034-59052-0 |
| 034-59053-0 |
| 034-59054-0 |
| 034-66595-0 |
| 034-59206-0 |
| 034-59207-0 |
| 034-66607-0 |
| 034-59208-0 |
| 034-59209-0 |
| 034-59245-0 |
| 034-66843-0 |

| Volumetric Displacement | Industrial Cartridge Kit P2 | |
|-------------------------|-----------------------------|-------------|
| | R (CW) | L (CCW) |
| B03 | S24-10371-0 | S24-10372-0 |
| B05 | S24-10373-0 | S24-10374-0 |
| B06 | S24-10375-0 | S24-10376-0 |
| B08 | S24-10377-0 | S24-10378-0 |
| B10 | S24-10379-0 | S24-10380-0 |
| B12 | S24-26498-0 | S24-26499-0 |
| B14 | S24-10381-0 | S24-10382-0 |
| B17 | S24-10383-0 | S24-10384-0 |
| B20 | S24-40684-0 | S24-49540-0 |
| B22 | S24-10385-0 | S24-10386-0 |
| B25 | S24-10387-0 | S24-10388-0 |
| B28 | S24-25973-0 | S24-25974-0 |
| B31 | S24-51341-0 | S24-58367-0 |

| Volumetric Displacement | Mobile Cartridge Kit P1 |
|-------------------------|-------------------------|
| | R (CW) |
| B03 | S24-40150-0 |
| B05 | S24-40152-0 |
| B06 | S24-40154-0 |
| B08 | S24-40156-0 |
| B10 | S24-40158-0 |
| B12 | S24-40160-0 |
| B14 | S24-40162-0 |
| B17 | S24-40164-0 |
| B20 | S24-40166-0 |
| B22 | S24-40168-0 |
| B25 | S24-40170-0 |
| B28 | S24-40172-0 |
| B31 | S24-45793-0 |

| Cam Ring P1 & P2 |
|------------------|
| 034-59050-0 |
| 034-59051-0 |
| 034-59052-0 |
| 034-59053-0 |
| 034-59054-0 |
| 034-66595-0 |
| 034-59206-0 |
| 034-59207-0 |
| 034-66607-0 |
| 034-59208-0 |
| 034-59209-0 |
| 034-59245-0 |
| 034-66843-0 |

| Volumetric Displacement | Mobile Cartridge Kit P2 |
|-------------------------|-------------------------|
| | R (CW) |
| B03 | S24-40200-0 |
| B05 | S24-40202-0 |
| B06 | S24-40204-0 |
| B08 | S24-40206-0 |
| B10 | S24-40208-0 |
| B12 | S24-40210-0 |
| B14 | S24-40212-0 |
| B17 | S24-40214-0 |
| B20 | S24-40216-0 |
| B22 | S24-40218-0 |
| B25 | S24-40220-0 |
| B28 | S24-40222-0 |
| B31 | S24-45775-0 |

Notes
 These cartridge kits are bi-rotational. CW cartridges can be converted into CCW ones.

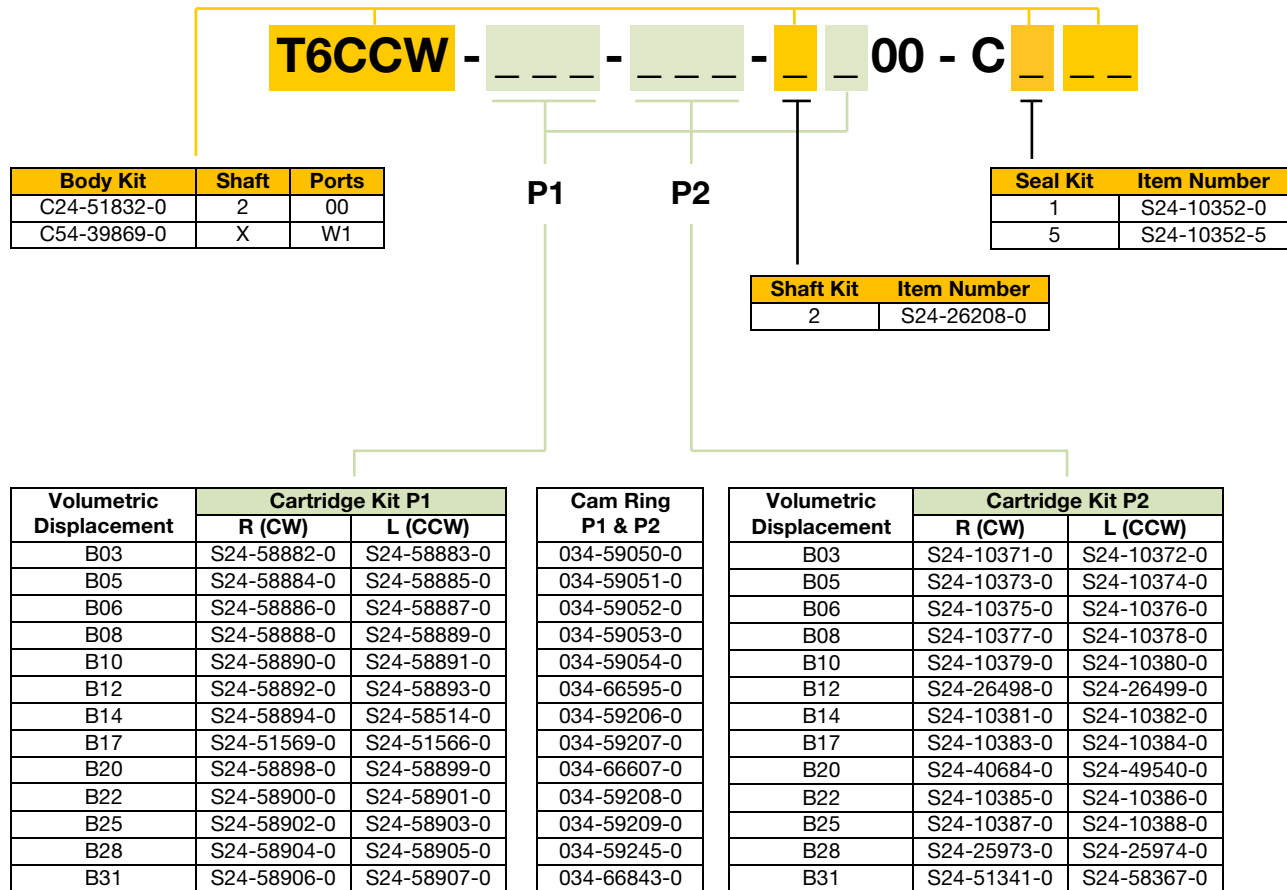
Features of the base pump

Components to be stored at Parker Hydraulic Pump Division, USA
 Other kits listed are available from factory at standard lead times



Key Sheet N^o170

Ex. T6CCW – 022 – 010 - 2 R 00 – C1 00

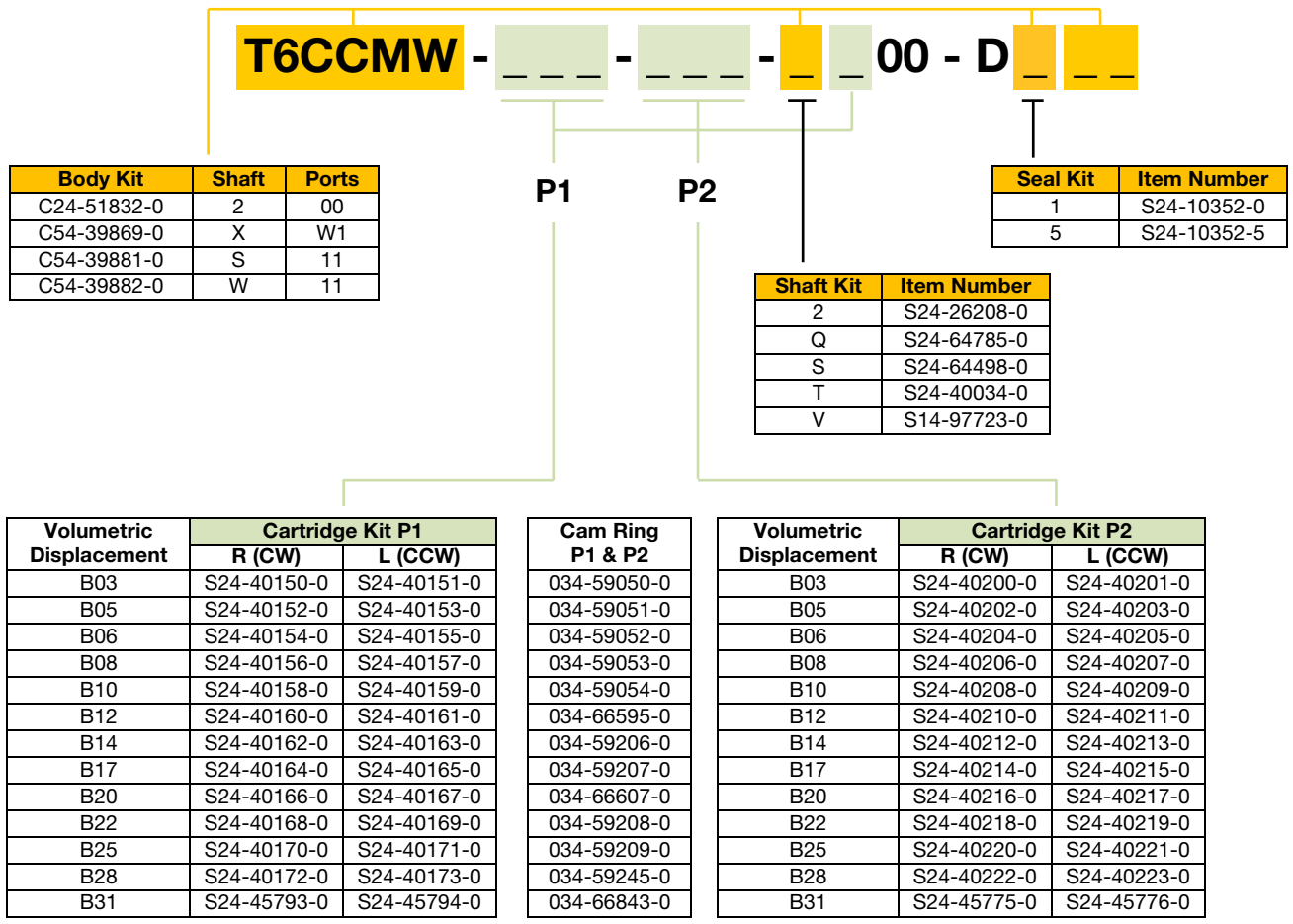


Notes
 These cartridge kits are bi-rotational. CW cartridges can be converted into CCW ones.

- Features of the base pump
- Components to be stored at Parker Hydraulic Pump Division, USA
 Other kits listed are available from factory at standard lead times

Key Sheet N^o190

Ex. T6CCMW - B22 - B10 - 2 R 00 - D1 00



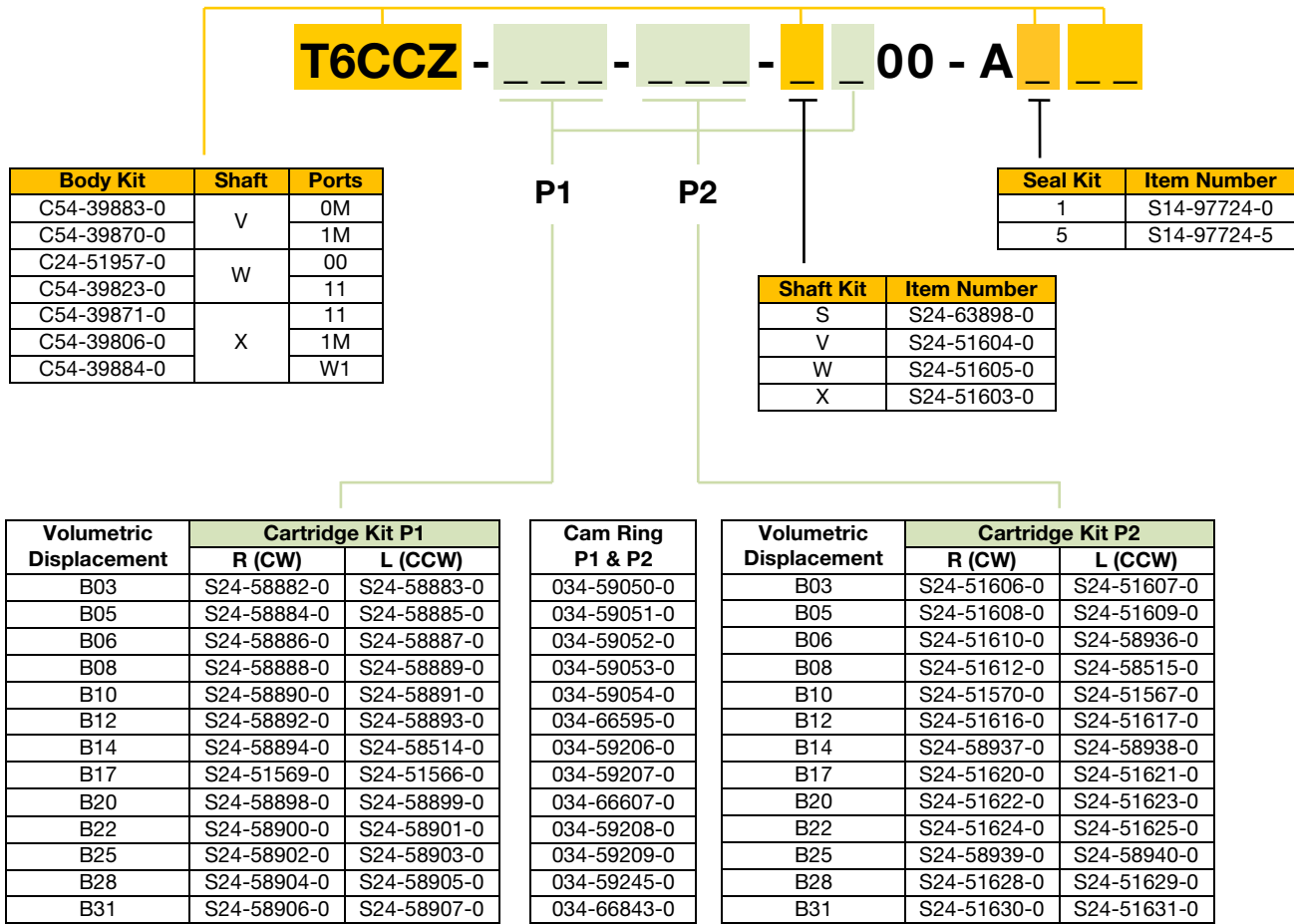
Notes
 These cartridge kits are bi-rotational.
 CW cartridges can be converted into
 CCW ones.

- Features of the base pump
- Components to be stored at Parker Hydraulic Pump Division, USA
 Other kits listed are available from factory at standard lead times



Key Sheet N^o200

Ex. T6CCZ – B22 – B10 - X R 00 – A 1 00

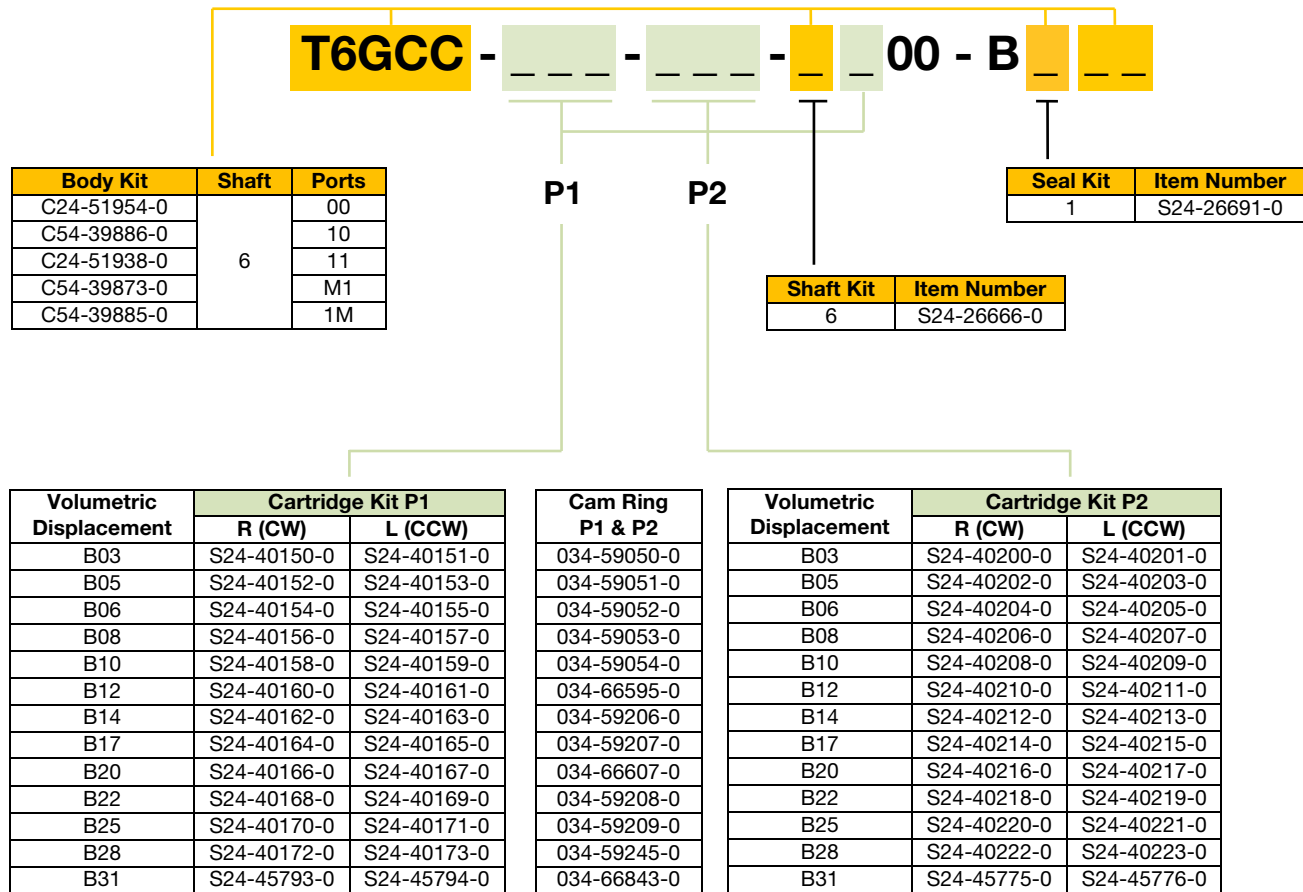


Notes
 These cartridge kits are bi-rotational.
 CW cartridges can be converted into
 CCW ones.

- Features of the base pump
- Components to be stored at Parker Hydraulic Pump Division, USA
 Other kits listed are available from factory at standard lead times

Key Sheet N^o210

Ex. T6GCC – B22 – B10 - 6 R 00 – B1 00



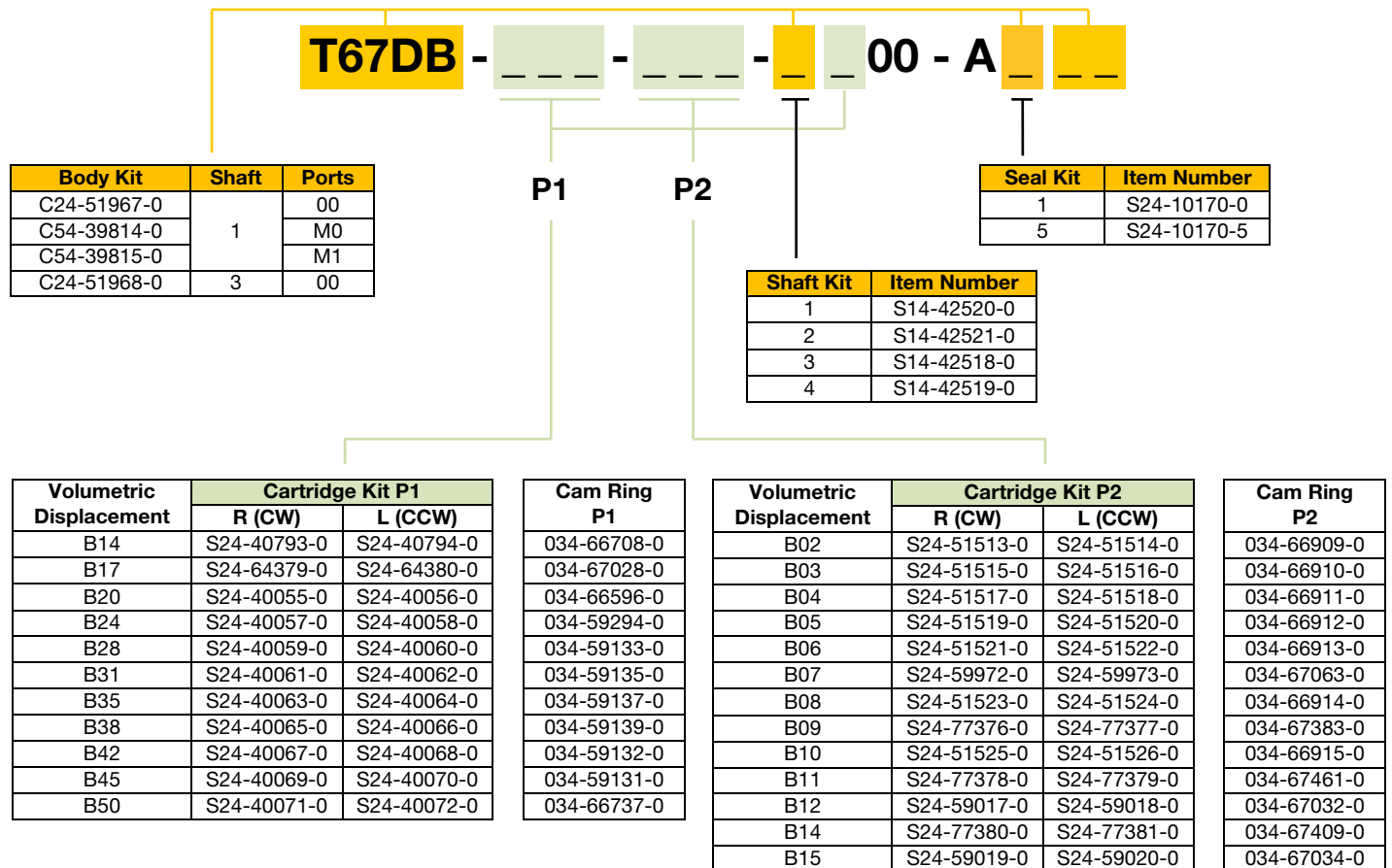
Notes
 These cartridge kits are bi-rotational. CW cartridges can be converted into CCW ones.

- Features of the base pump
- Components to be stored at Parker Hydraulic Pump Division, USA
 Other kits listed are available from factory at standard lead times



Key Sheet N^o220

Ex. T67DB - 045 - B10 - 1 R 00 - A1 M1

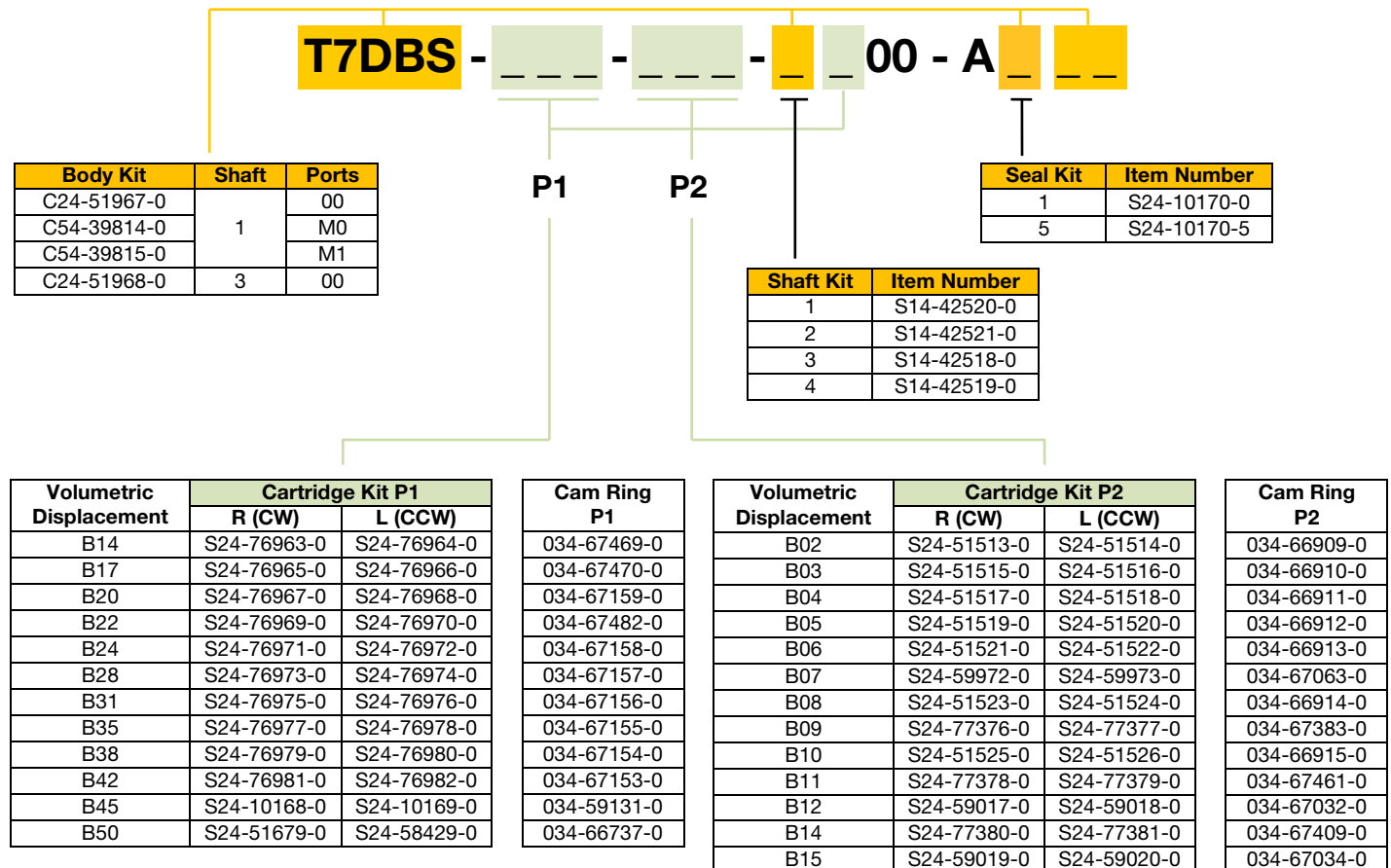


| Notes |
|---|
| These cartridge kits are bi-rotational. CW cartridges can be converted into CCW ones. |
| One can also use T7DBS cartridge kit P1 for upgrade. |
| For P1 cartridge: One can use the cartridge kit of a T6D pump after removing the bush bearing of the rear plate. |

- Features of the base pump
- Components to be stored at Parker Hydraulic Pump Division, USA
Other kits listed are available from factory at standard lead times

Key Sheet N⁰230

Ex. T7DBS - B42 - B10 - 1 R 00 - A1 00



Notes

These cartridge kits are bi-rotational. CW cartridges can be converted into CCW ones.

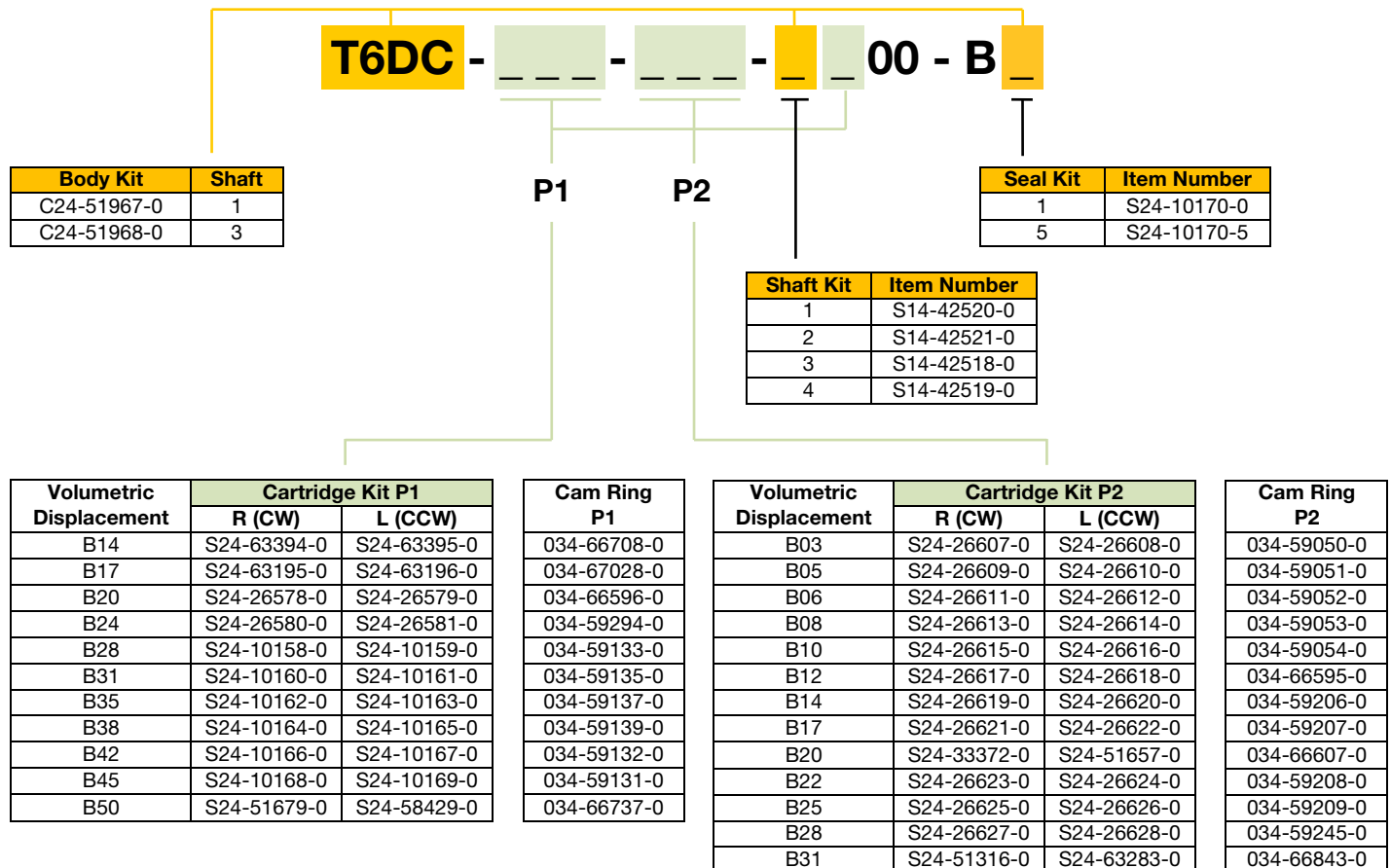
For P1 cartridge:
 One can also use the cartridge kit of a T7D-T7DS pump after removing the bush bearing of the rear plate.

- Features of the base pump
- Components to be stored at Parker Hydraulic Pump Division, USA
 Other kits listed are available from factory at standard lead times



Key Sheet N^o240

Ex. T6DC - 045 - 022 - 1 R 00 - B1

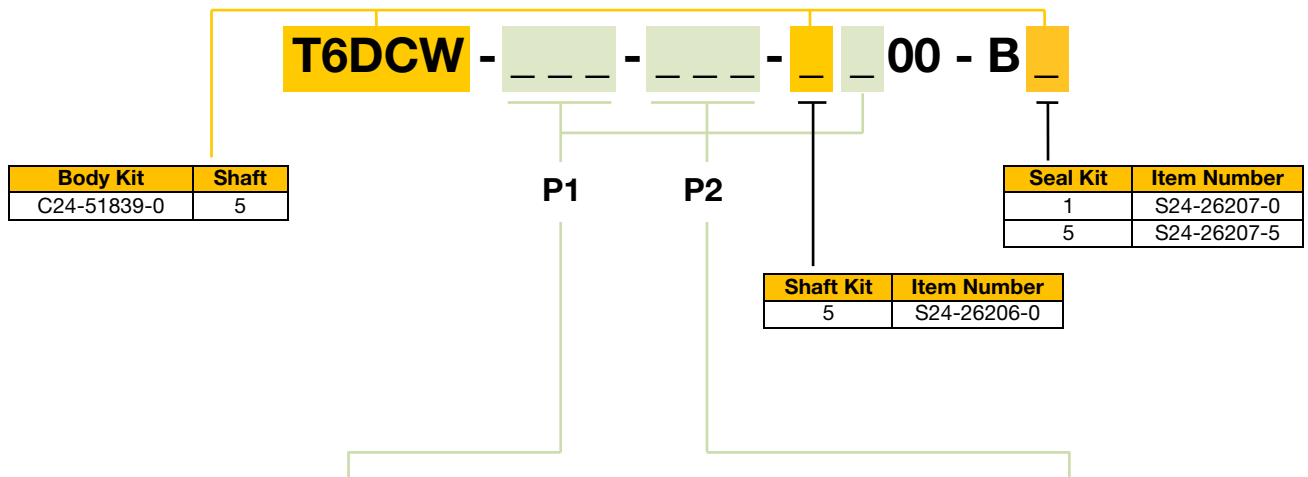


| Notes |
|---|
| These cartridge kits are bi-rotational. CW cartridges can be converted into CCW ones. |
| One can also use T7DBS cartridge kit P1 for upgrade. |
| For P1 cartridge: One can use the cartridge kit of a T6D pump after removing the bush bearing of the rear plate. |

- Features of the base pump
- Components to be stored at Parker Hydraulic Pump Division, USA
Other kits listed are available from factory at standard lead times

Key Sheet N^o250

Ex. T6DCW - 045 - 022 - 5 R 00 - B1



| Body Kit | Shaft |
|-------------|-------|
| C24-51839-0 | 5 |

| Seal Kit | Item Number |
|----------|-------------|
| 1 | S24-26207-0 |
| 5 | S24-26207-5 |

| Shaft Kit | Item Number |
|-----------|-------------|
| 5 | S24-26206-0 |

| Volumetric Displacement | Cartridge Kit P1 | |
|-------------------------|------------------|-------------|
| | R (CW) | L (CCW) |
| B14 | S24-63394-0 | S24-63395-0 |
| B17 | S24-63195-0 | S24-63196-0 |
| B20 | S24-26578-0 | S24-26579-0 |
| B24 | S24-26580-0 | S24-26581-0 |
| B28 | S24-10158-0 | S24-10159-0 |
| B31 | S24-10160-0 | S24-10161-0 |
| B35 | S24-10162-0 | S24-10163-0 |
| B38 | S24-10164-0 | S24-10165-0 |
| B42 | S24-10166-0 | S24-10167-0 |
| B45 | S24-10168-0 | S24-10169-0 |
| B50 | S24-51679-0 | S24-58429-0 |

| Cam Ring P1 |
|-------------|
| 034-66708-0 |
| 034-67028-0 |
| 034-66596-0 |
| 034-59294-0 |
| 034-59133-0 |
| 034-59135-0 |
| 034-59137-0 |
| 034-59139-0 |
| 034-59132-0 |
| 034-59131-0 |
| 034-66737-0 |

| Volumetric Displacement | Cartridge Kit P2 | |
|-------------------------|------------------|-------------|
| | R (CW) | L (CCW) |
| B03 | S24-26607-0 | S24-26608-0 |
| B05 | S24-26609-0 | S24-26610-0 |
| B06 | S24-26611-0 | S24-26612-0 |
| B08 | S24-26613-0 | S24-26614-0 |
| B10 | S24-26615-0 | S24-26616-0 |
| B12 | S24-26617-0 | S24-26618-0 |
| B14 | S24-26619-0 | S24-26620-0 |
| B17 | S24-26621-0 | S24-26622-0 |
| B20 | S24-33372-0 | S24-51657-0 |
| B22 | S24-26623-0 | S24-26624-0 |
| B25 | S24-26625-0 | S24-26626-0 |
| B28 | S24-26627-0 | S24-26628-0 |
| B31 | S24-51316-0 | S24-63283-0 |

| Cam Ring P2 |
|-------------|
| 034-59050-0 |
| 034-59051-0 |
| 034-59052-0 |
| 034-59053-0 |
| 034-59054-0 |
| 034-66595-0 |
| 034-59206-0 |
| 034-59207-0 |
| 034-66607-0 |
| 034-59208-0 |
| 034-59209-0 |
| 034-59245-0 |
| 034-66843-0 |

Notes

These cartridge kits are bi-rotational. CW cartridges can be converted into CCW ones.

One can also use T7DBS cartridge kit P1 for upgrade.

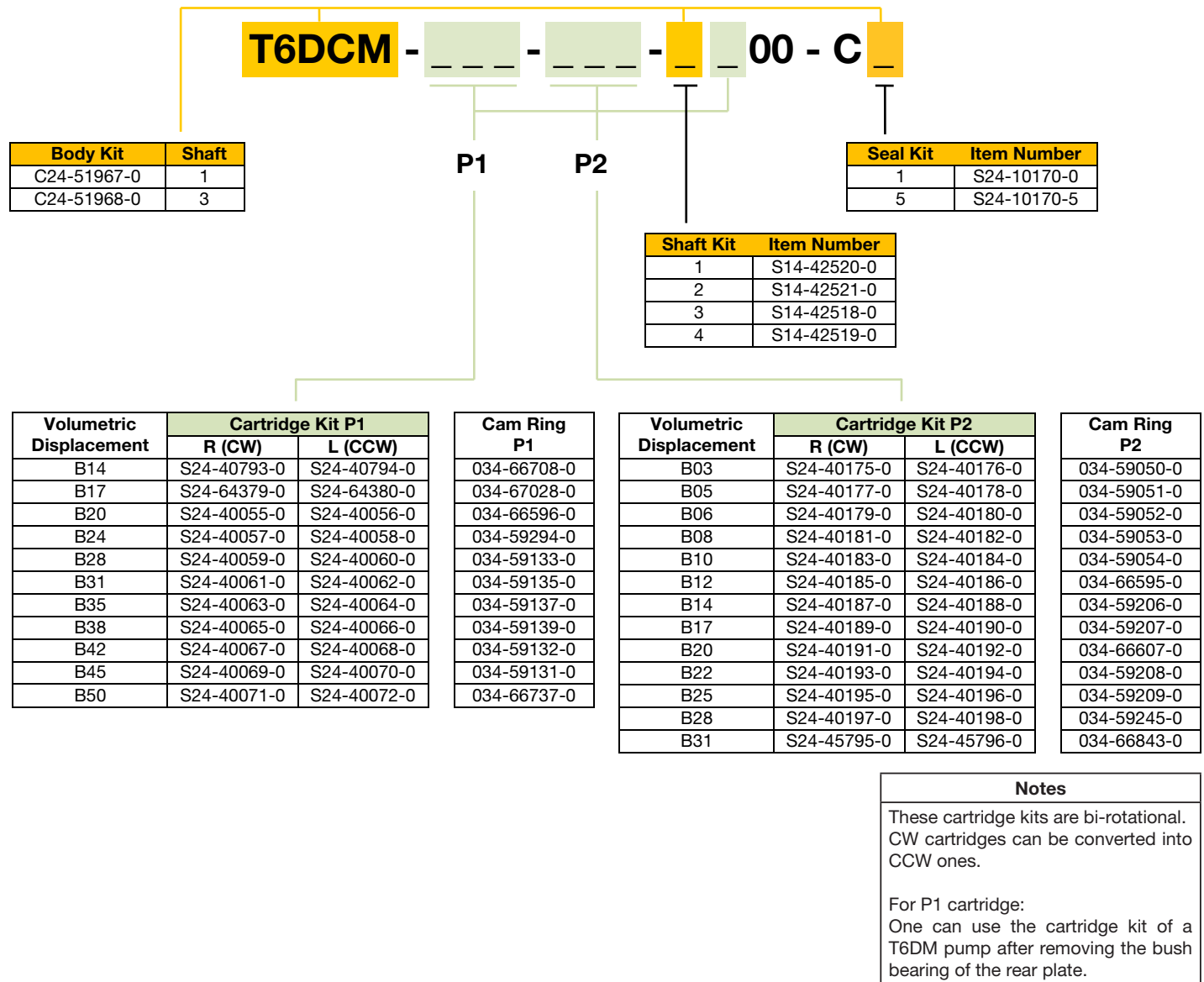
For P1 cartridge:
 One can use the cartridge kit of a T6D pump after removing the bush bearing of the rear plate.

- Features of the base pump
- Components to be stored at Parker Hydraulic Pump Division, USA
 Other kits listed are available from factory at standard lead times



Key Sheet N^o260

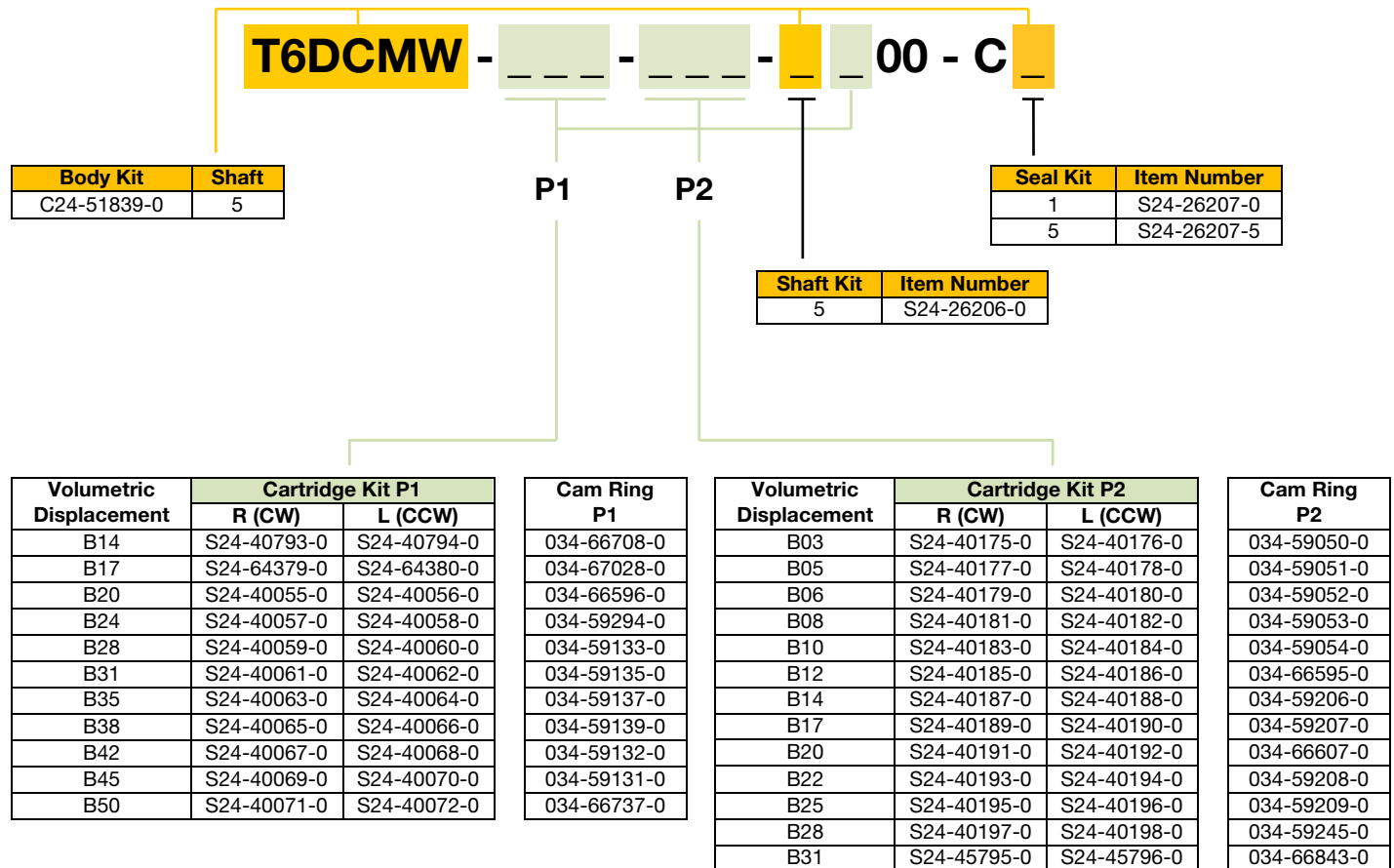
Ex. T6DCM – B45 – B22 – 1 R 00 – C1



- Features of the base pump
- Components to be stored at Parker Hydraulic Pump Division, USA
 Other kits listed are available from factory at standard lead times

Key Sheet N⁰270

Ex. T6DCMW – B45 – B22 – 5 R 00 – C1



Notes

These cartridge kits are bi-rotational. CW cartridges can be converted into CCW ones.

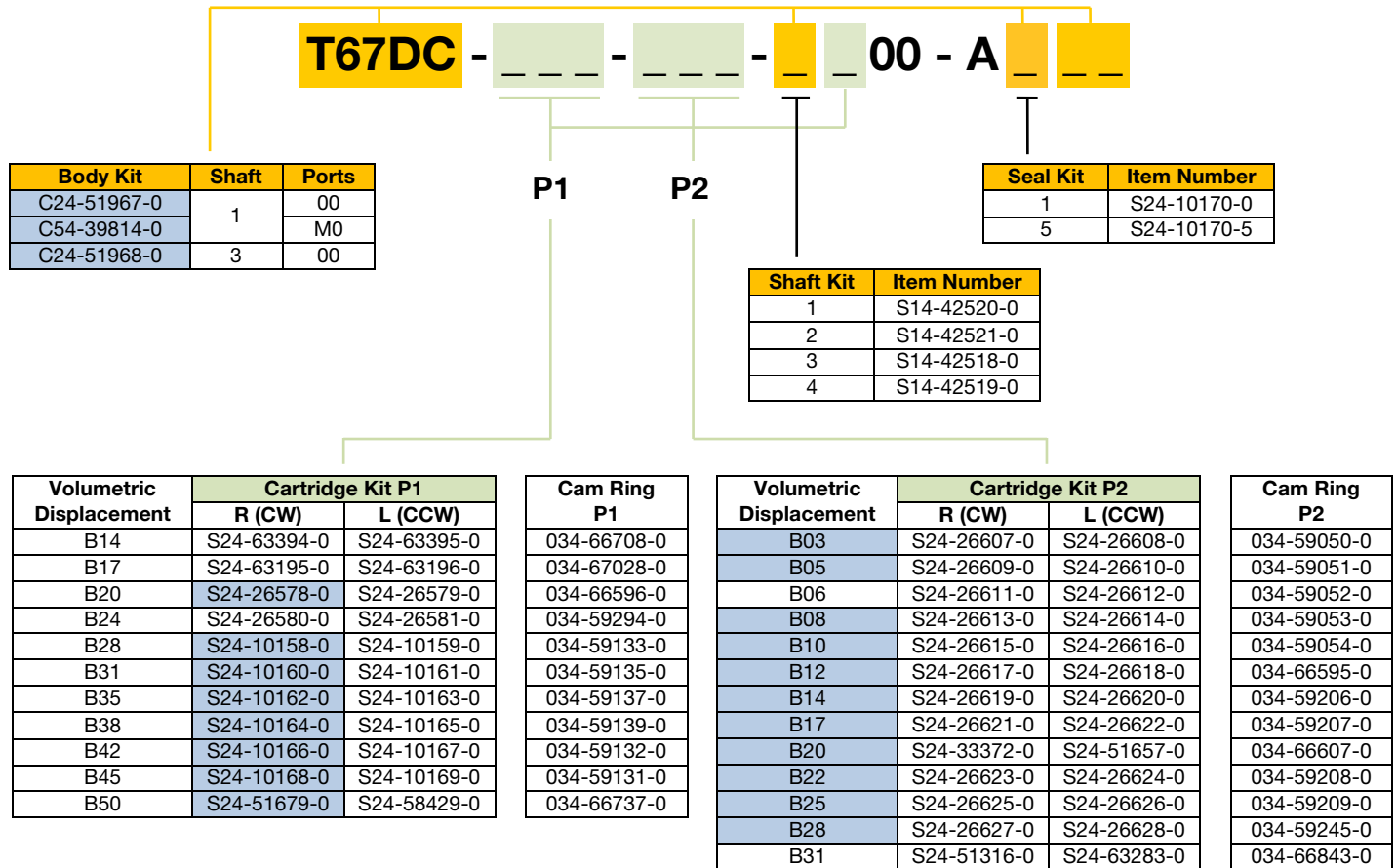
For P1 cartridge:
 One can use the cartridge kit of a T6DM pump after removing the bush bearing of the rear plate.

- Features of the base pump
- Components to be stored at Parker Hydraulic Pump Division, USA
 Other kits listed are available from factory at standard lead times



Key Sheet N^o280

Ex. T67DC - B42 - 010 - 1 R 00 - A1 00



Features of the base pump

Components to be stored at Parker Hydraulic Pump Division, USA
 Other kits listed are available from factory at standard lead times

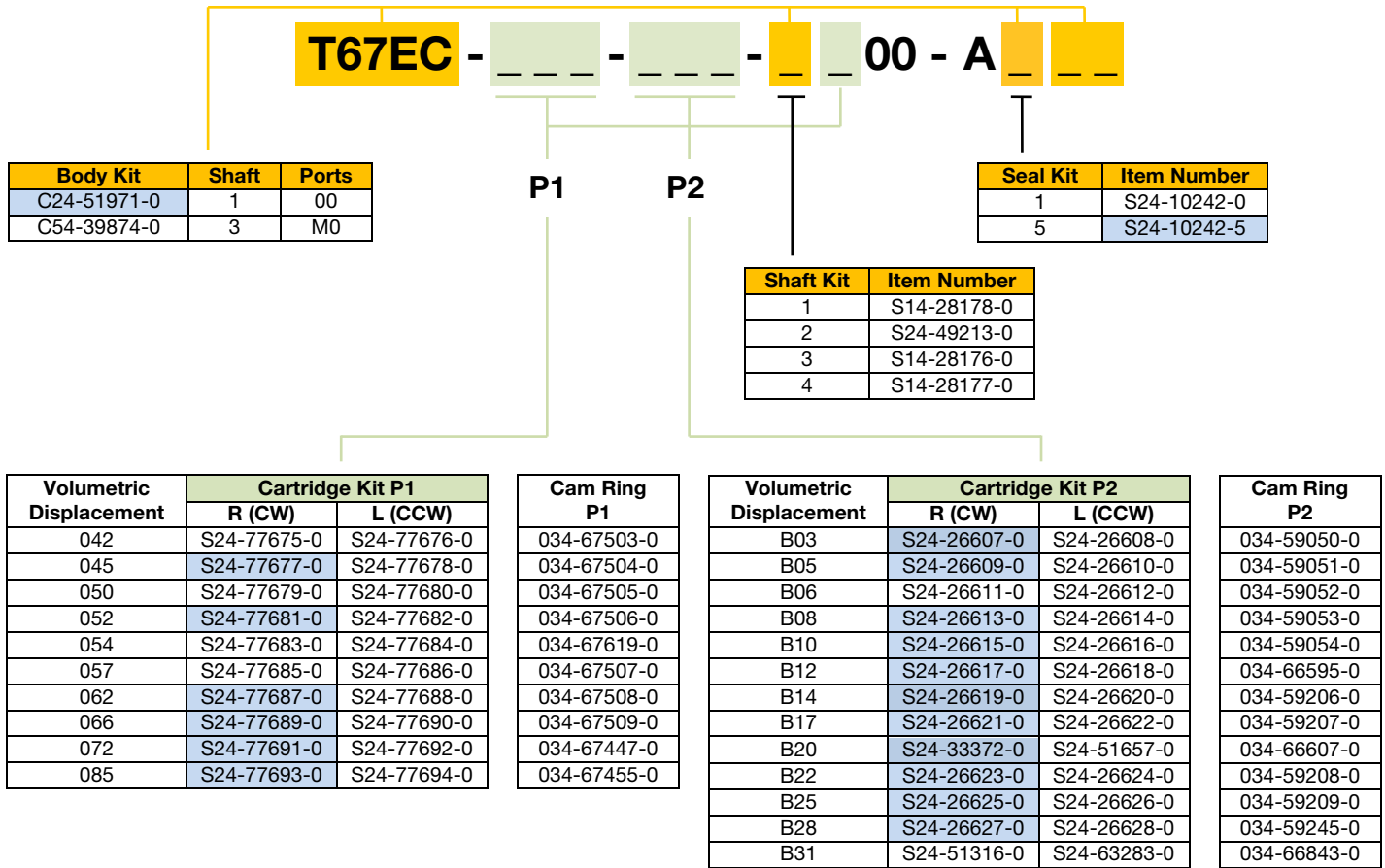
Notes

These cartridge kits are bi-rotational. CW cartridges can be converted into CCW ones.

For P1 cartridge:
 One can use the cartridge kit of a T6DM pump after removing the bush bearing of the rear plate.

Key Sheet N⁰290

Ex. T67EC - 085 - 020 - 1 R 00 - A1 00



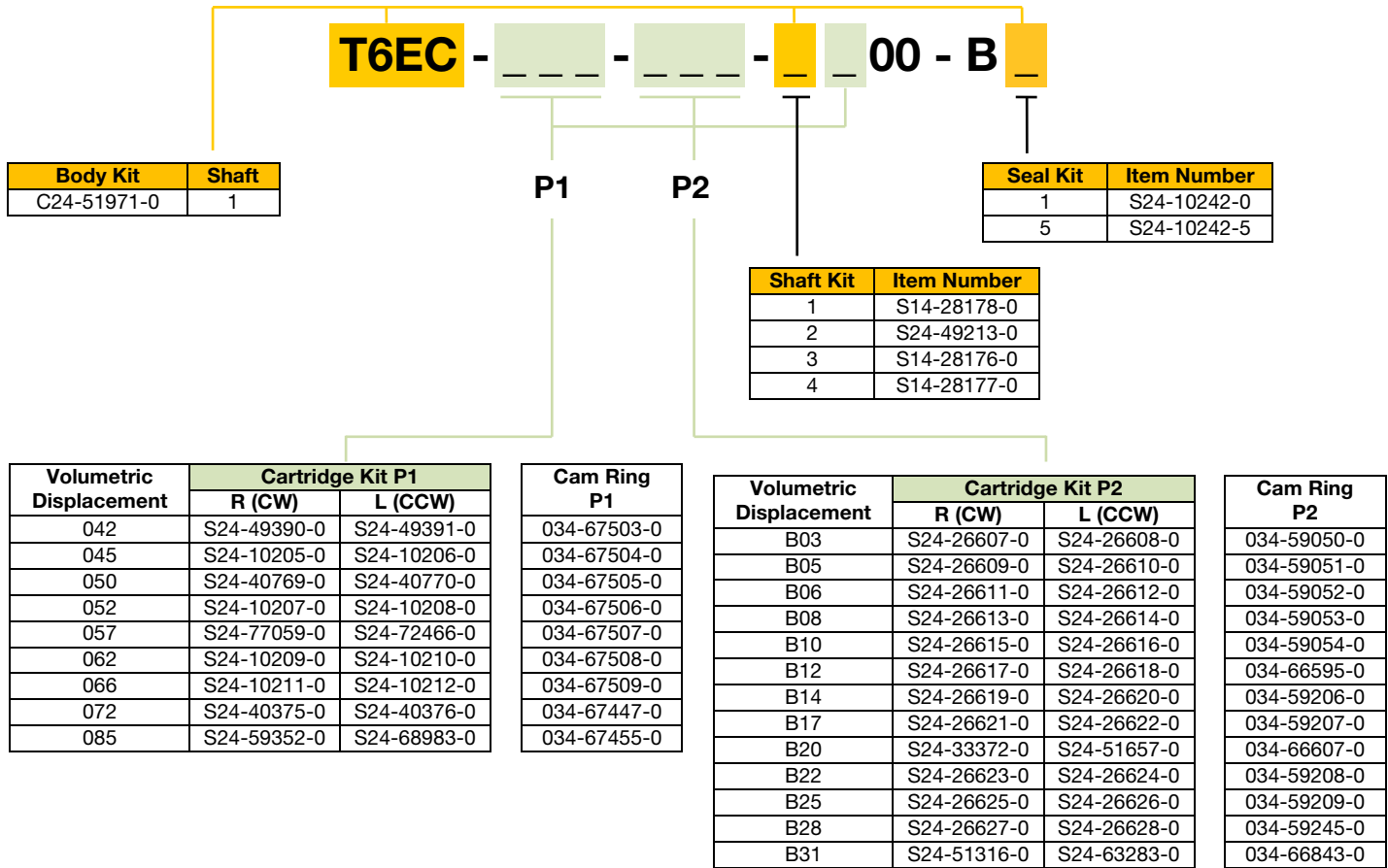
Notes
 P1 cartridge kits are uni-rotational.
 P2 cartridge kits are bi-rotational.

- Features of the base pump
- Components to be stored at Parker Hydraulic Pump Division, USA
 Other kits listed are available from factory at standard lead times



Key Sheet N^o300

Ex. T6EC – 066 - 022 – 1 R 00 – B1



| Body Kit | Shaft |
|-------------|-------|
| C24-51971-0 | 1 |

| Seal Kit | Item Number |
|----------|-------------|
| 1 | S24-10242-0 |
| 5 | S24-10242-5 |

| Shaft Kit | Item Number |
|-----------|-------------|
| 1 | S14-28178-0 |
| 2 | S24-49213-0 |
| 3 | S14-28176-0 |
| 4 | S14-28177-0 |

| Volumetric Displacement | Cartridge Kit P1 | |
|-------------------------|------------------|-------------|
| | R (CW) | L (CCW) |
| 042 | S24-49390-0 | S24-49391-0 |
| 045 | S24-10205-0 | S24-10206-0 |
| 050 | S24-40769-0 | S24-40770-0 |
| 052 | S24-10207-0 | S24-10208-0 |
| 057 | S24-77059-0 | S24-72466-0 |
| 062 | S24-10209-0 | S24-10210-0 |
| 066 | S24-10211-0 | S24-10212-0 |
| 072 | S24-40375-0 | S24-40376-0 |
| 085 | S24-59352-0 | S24-68983-0 |

| Cam Ring P1 |
|-------------|
| 034-67503-0 |
| 034-67504-0 |
| 034-67505-0 |
| 034-67506-0 |
| 034-67507-0 |
| 034-67508-0 |
| 034-67509-0 |
| 034-67447-0 |
| 034-67455-0 |

| Volumetric Displacement | Cartridge Kit P2 | |
|-------------------------|------------------|-------------|
| | R (CW) | L (CCW) |
| B03 | S24-26607-0 | S24-26608-0 |
| B05 | S24-26609-0 | S24-26610-0 |
| B06 | S24-26611-0 | S24-26612-0 |
| B08 | S24-26613-0 | S24-26614-0 |
| B10 | S24-26615-0 | S24-26616-0 |
| B12 | S24-26617-0 | S24-26618-0 |
| B14 | S24-26619-0 | S24-26620-0 |
| B17 | S24-26621-0 | S24-26622-0 |
| B20 | S24-33372-0 | S24-51657-0 |
| B22 | S24-26623-0 | S24-26624-0 |
| B25 | S24-26625-0 | S24-26626-0 |
| B28 | S24-26627-0 | S24-26628-0 |
| B31 | S24-51316-0 | S24-63283-0 |

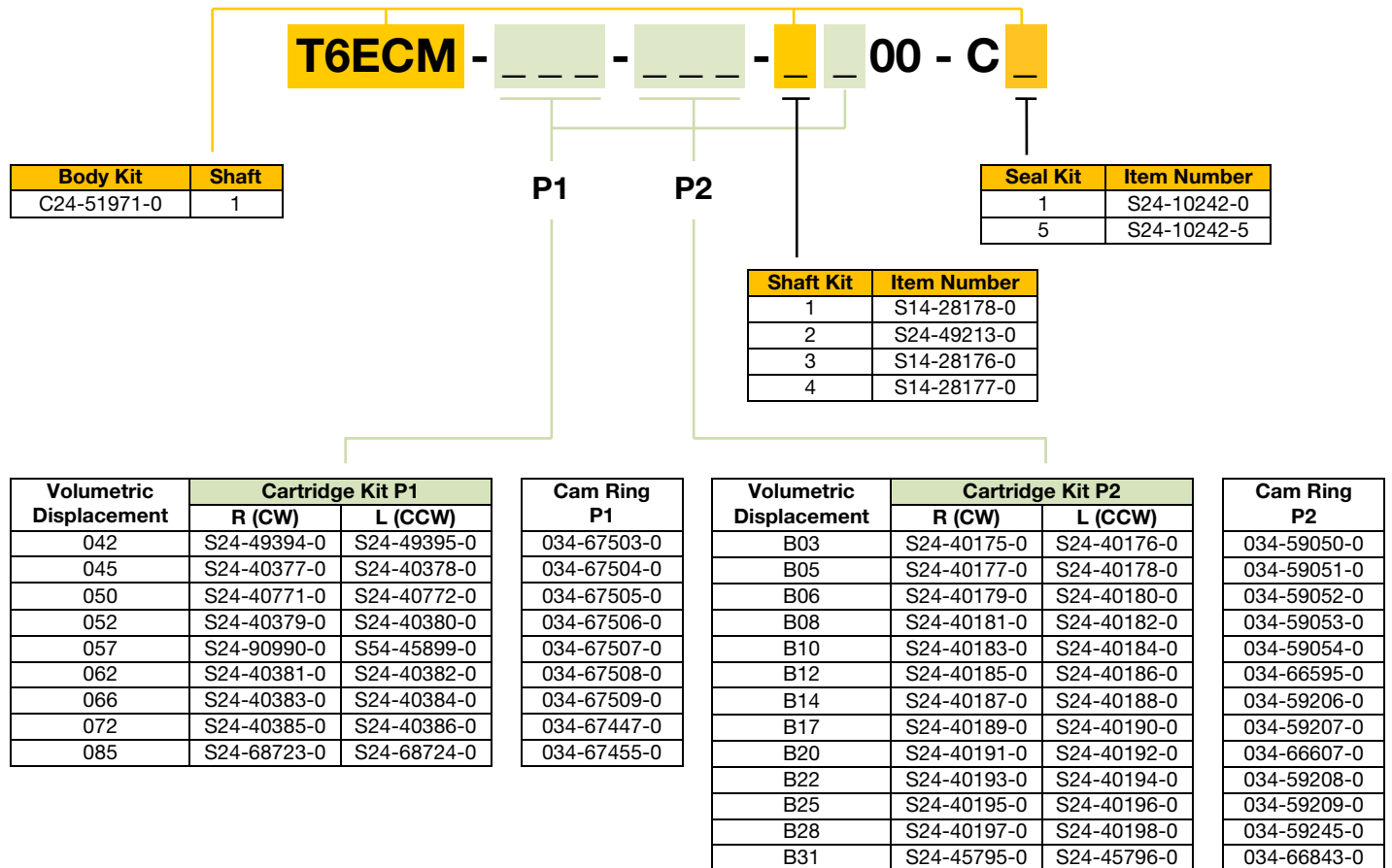
| Cam Ring P2 |
|-------------|
| 034-59050-0 |
| 034-59051-0 |
| 034-59052-0 |
| 034-59053-0 |
| 034-59054-0 |
| 034-66595-0 |
| 034-59206-0 |
| 034-59207-0 |
| 034-66607-0 |
| 034-59208-0 |
| 034-59209-0 |
| 034-59245-0 |
| 034-66843-0 |

| Notes |
|---|
| P1 cartridge kits are uni-rotational. |
| P2 cartridge kits are bi-rotational. |
| For P1 cartridge: One can use the cartridge kit of a T6E pump after removing the bush bearing of the rear plate. |

- Features of the base pump
- Components to be stored at Parker Hydraulic Pump Division, USA
Other kits listed are available from factory at standard lead times

Key Sheet N^o310

Ex. T6ECM - 066 - B22 - 1 R 00 - C1



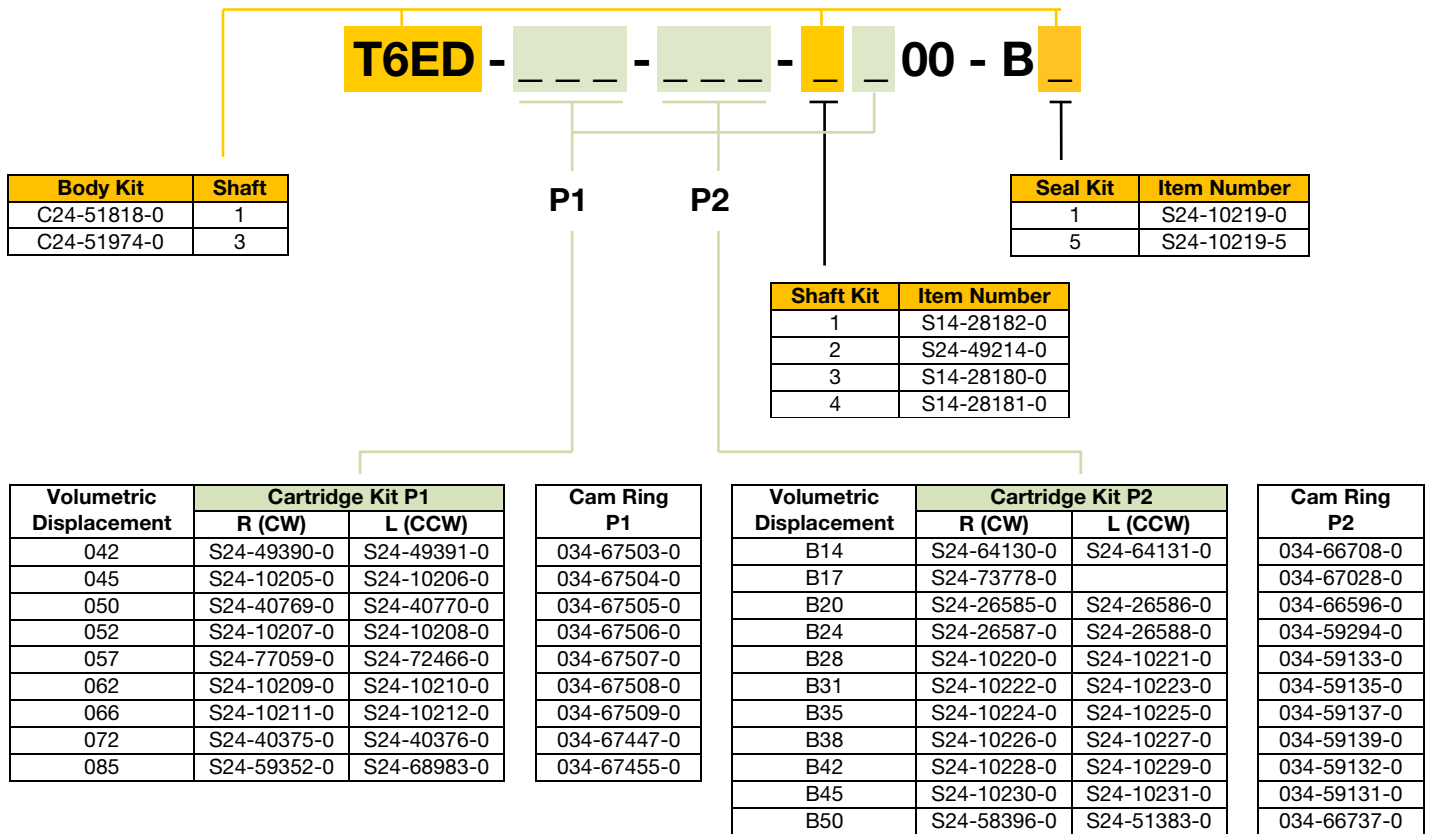
| Notes |
|--|
| P1 cartridge kits are uni-rotational. |
| P2 cartridge kits are bi-rotational. |
| For P1 cartridge: One can use the cartridge kit of a T6EM pump after removing the bush bearing of the rear plate. |

- Features of the base pump
- Components to be stored at Parker Hydraulic Pump Division, USA
Other kits listed are available from factory at standard lead times



Key Sheet N^o320

Ex. T6ED – 066 – B45 - 1 R 00 – B1



| Body Kit | Shaft |
|-------------|-------|
| C24-51818-0 | 1 |
| C24-51974-0 | 3 |

| Seal Kit | Item Number |
|----------|-------------|
| 1 | S24-10219-0 |
| 5 | S24-10219-5 |

| Shaft Kit | Item Number |
|-----------|-------------|
| 1 | S14-28182-0 |
| 2 | S24-49214-0 |
| 3 | S14-28180-0 |
| 4 | S14-28181-0 |

| Volumetric Displacement | Cartridge Kit P1 | |
|-------------------------|------------------|-------------|
| | R (CW) | L (CCW) |
| 042 | S24-49390-0 | S24-49391-0 |
| 045 | S24-10205-0 | S24-10206-0 |
| 050 | S24-40769-0 | S24-40770-0 |
| 052 | S24-10207-0 | S24-10208-0 |
| 057 | S24-77059-0 | S24-72466-0 |
| 062 | S24-10209-0 | S24-10210-0 |
| 066 | S24-10211-0 | S24-10212-0 |
| 072 | S24-40375-0 | S24-40376-0 |
| 085 | S24-59352-0 | S24-68983-0 |

| Cam Ring P1 |
|-------------|
| 034-67503-0 |
| 034-67504-0 |
| 034-67505-0 |
| 034-67506-0 |
| 034-67507-0 |
| 034-67508-0 |
| 034-67509-0 |
| 034-67447-0 |
| 034-67455-0 |

| Volumetric Displacement | Cartridge Kit P2 | |
|-------------------------|------------------|-------------|
| | R (CW) | L (CCW) |
| B14 | S24-64130-0 | S24-64131-0 |
| B17 | S24-73778-0 | |
| B20 | S24-26585-0 | S24-26586-0 |
| B24 | S24-26587-0 | S24-26588-0 |
| B28 | S24-10220-0 | S24-10221-0 |
| B31 | S24-10222-0 | S24-10223-0 |
| B35 | S24-10224-0 | S24-10225-0 |
| B38 | S24-10226-0 | S24-10227-0 |
| B42 | S24-10228-0 | S24-10229-0 |
| B45 | S24-10230-0 | S24-10231-0 |
| B50 | S24-58396-0 | S24-51383-0 |

| Cam Ring P2 |
|-------------|
| 034-66708-0 |
| 034-67028-0 |
| 034-66596-0 |
| 034-59294-0 |
| 034-59133-0 |
| 034-59135-0 |
| 034-59137-0 |
| 034-59139-0 |
| 034-59132-0 |
| 034-59131-0 |
| 034-66737-0 |

Notes

P1 cartridge kits are uni-rotational.

P2 cartridge kits are bi-rotational.

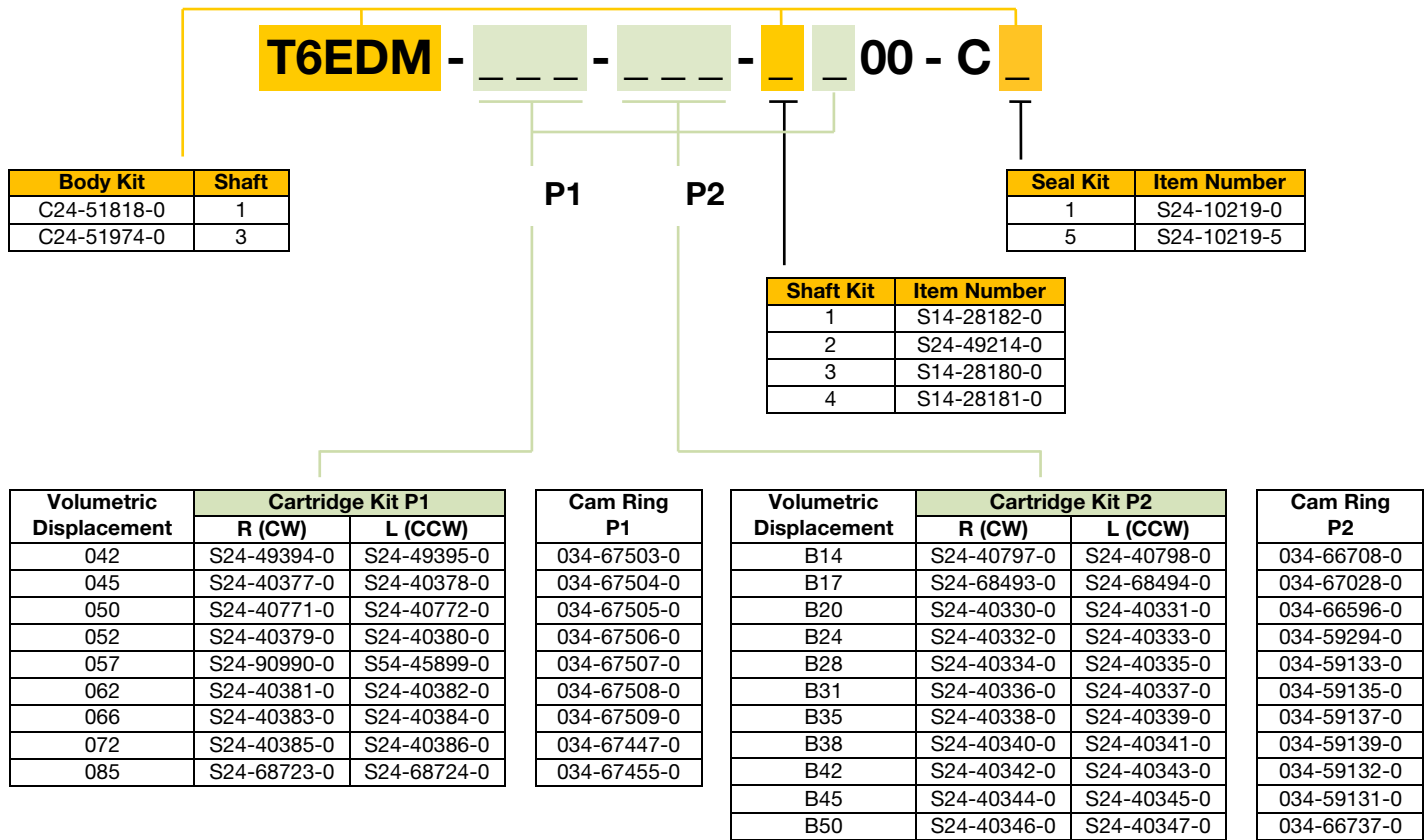
For P1 cartridge:
 One can also use T6E cartridge kit P1 for upgrade.

One can upgrade this unit into a T7EDS pump.

- Features of the base pump
- Components to be stored at Parker Hydraulic Pump Division, USA
 Other kits listed are available from factory at standard lead times

Key Sheet N^o330

Ex. T6EDM - 066 - B45 - 1 R 00 - C1



Notes

P1 cartridge kits are uni-rotational.

P2 cartridge kits are bi-rotational.

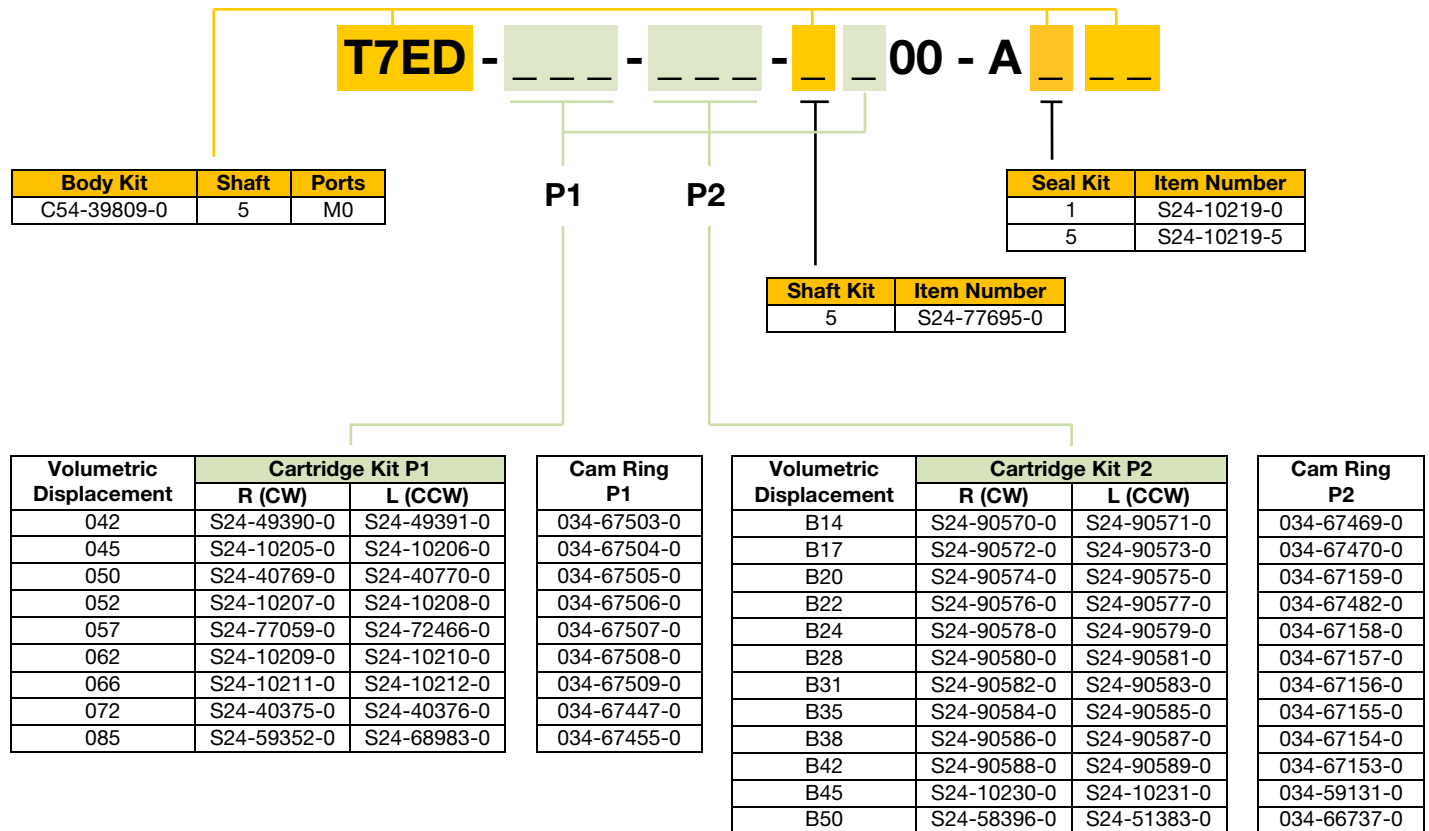
For P1 cartridge:
 One can use the cartridge kit of a T6EM pump after removing the bush bearing of the rear plate.

- Features of the base pump
- Components to be stored at Parker Hydraulic Pump Division, USA
 Other kits listed are available from factory at standard lead times



Key Sheet N^o340

Ex. T7ED – 042 – B42 - 5 R 00 – A1 00



| Body Kit | Shaft | Ports |
|-------------|-------|-------|
| C54-39809-0 | 5 | M0 |

| Seal Kit | Item Number |
|----------|-------------|
| 1 | S24-10219-0 |
| 5 | S24-10219-5 |

| Shaft Kit | Item Number |
|-----------|-------------|
| 5 | S24-77695-0 |

| Volumetric Displacement | Cartridge Kit P1 | |
|-------------------------|------------------|-------------|
| | R (CW) | L (CCW) |
| 042 | S24-49390-0 | S24-49391-0 |
| 045 | S24-10205-0 | S24-10206-0 |
| 050 | S24-40769-0 | S24-40770-0 |
| 052 | S24-10207-0 | S24-10208-0 |
| 057 | S24-77059-0 | S24-72466-0 |
| 062 | S24-10209-0 | S24-10210-0 |
| 066 | S24-10211-0 | S24-10212-0 |
| 072 | S24-40375-0 | S24-40376-0 |
| 085 | S24-59352-0 | S24-68983-0 |

| Cam Ring P1 |
|-------------|
| 034-67503-0 |
| 034-67504-0 |
| 034-67505-0 |
| 034-67506-0 |
| 034-67507-0 |
| 034-67508-0 |
| 034-67509-0 |
| 034-67447-0 |
| 034-67455-0 |

| Volumetric Displacement | Cartridge Kit P2 | |
|-------------------------|------------------|-------------|
| | R (CW) | L (CCW) |
| B14 | S24-90570-0 | S24-90571-0 |
| B17 | S24-90572-0 | S24-90573-0 |
| B20 | S24-90574-0 | S24-90575-0 |
| B22 | S24-90576-0 | S24-90577-0 |
| B24 | S24-90578-0 | S24-90579-0 |
| B28 | S24-90580-0 | S24-90581-0 |
| B31 | S24-90582-0 | S24-90583-0 |
| B35 | S24-90584-0 | S24-90585-0 |
| B38 | S24-90586-0 | S24-90587-0 |
| B42 | S24-90588-0 | S24-90589-0 |
| B45 | S24-10230-0 | S24-10231-0 |
| B50 | S24-58396-0 | S24-51383-0 |

| Cam Ring P2 |
|-------------|
| 034-67469-0 |
| 034-67470-0 |
| 034-67159-0 |
| 034-67482-0 |
| 034-67158-0 |
| 034-67157-0 |
| 034-67156-0 |
| 034-67155-0 |
| 034-67154-0 |
| 034-67153-0 |
| 034-59131-0 |
| 034-66737-0 |

Notes

P1 cartridge kits are uni-rotational.

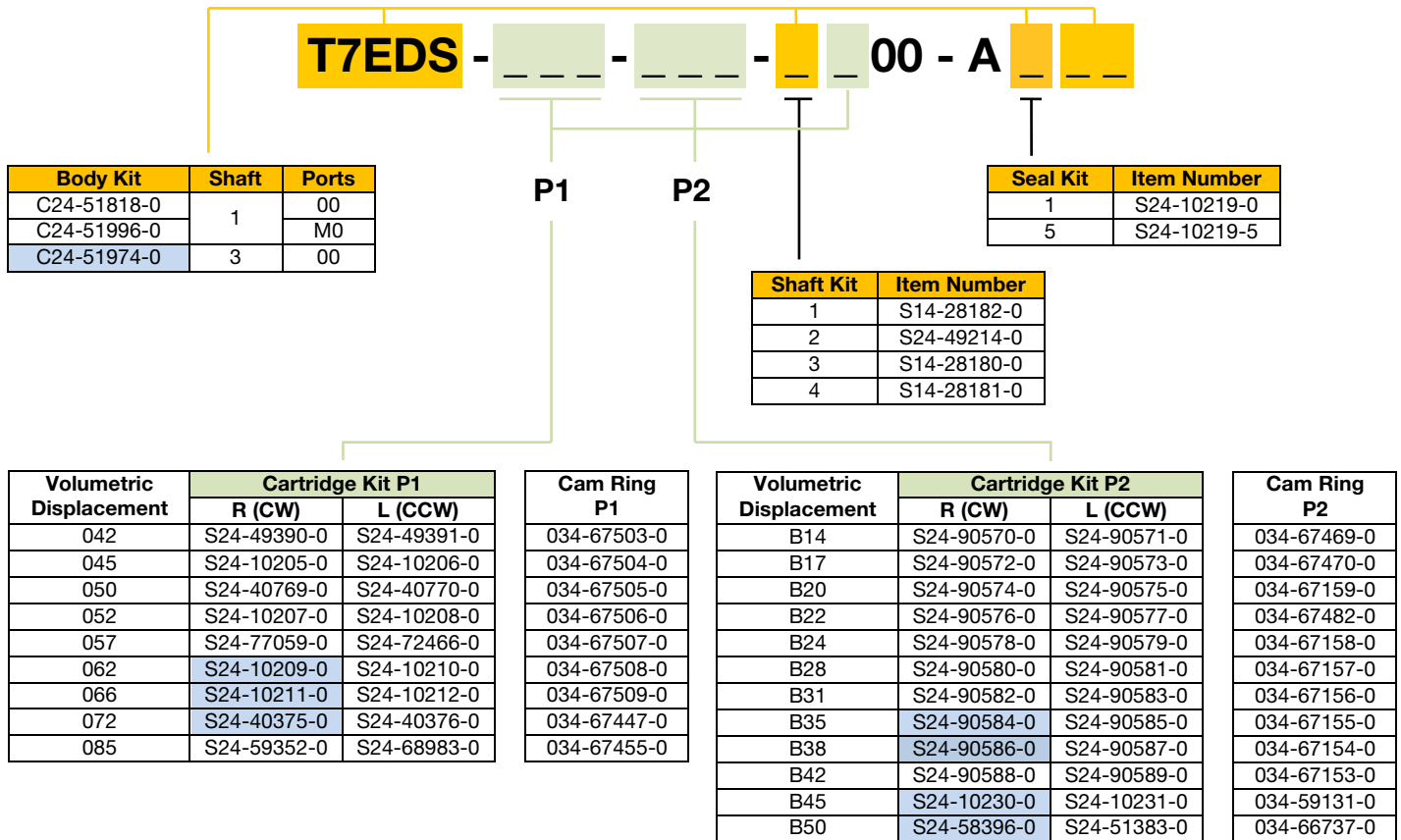
P2 cartridge kits are bi-rotational.

For P1 cartridge:
 One can use the cartridge kit of a T6EM pump after removing the bush bearing of the rear plate.

- Features of the base pump
- Components to be stored at Parker Hydraulic Pump Division, USA
 Other kits listed are available from factory at standard lead times

Key Sheet N^o350

Ex. T7EDS - 042 - B22 - 1 R 00 - A1 00



Notes

P1 cartridge kits are uni-rotational.

P2 cartridge kits are bi-rotational.

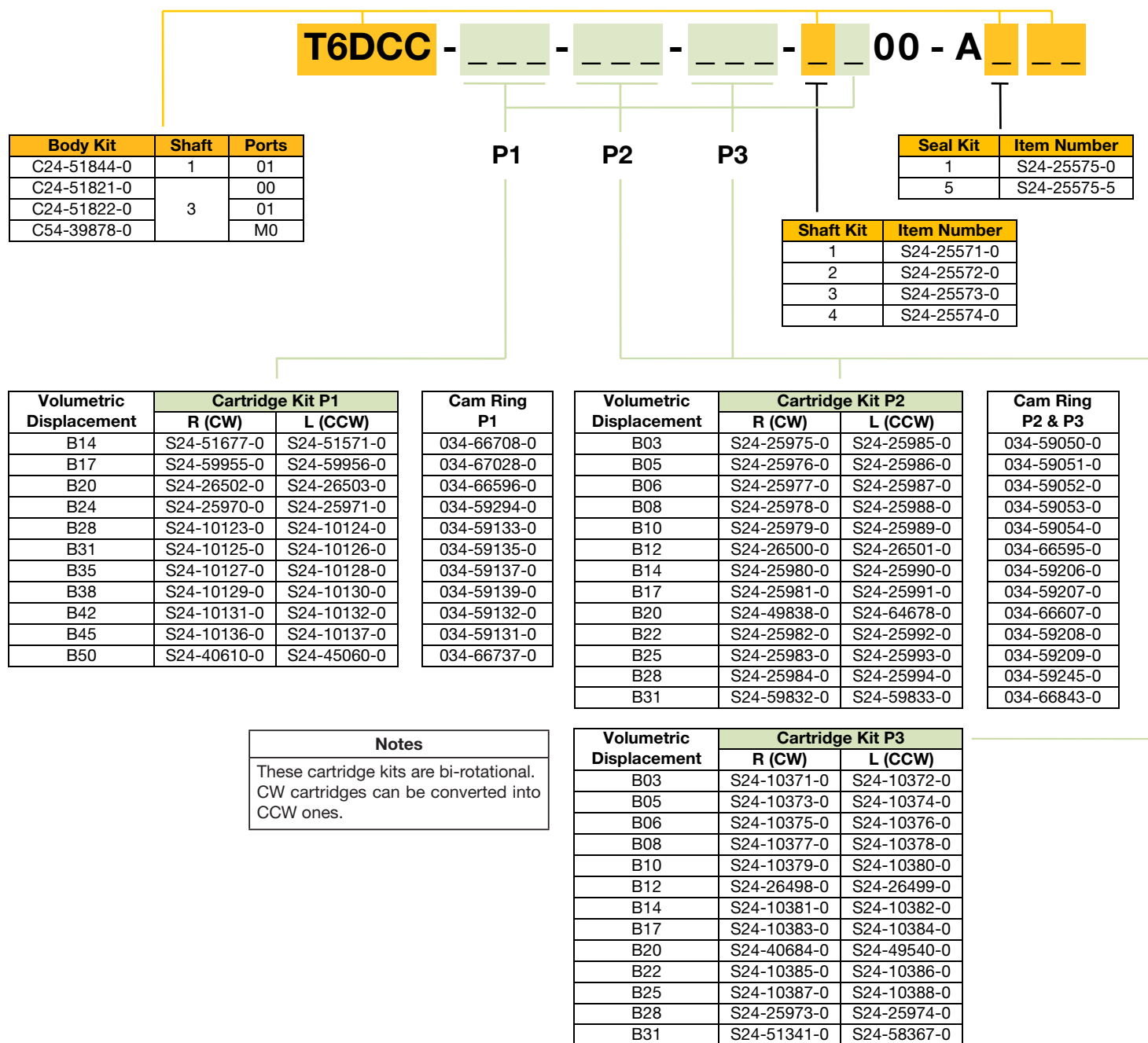
For P1 cartridge:
 One can use the cartridge kit of a T6EM pump after removing the bush bearing of the rear plate.

- Features of the base pump
- Components to be stored at Parker Hydraulic Pump Division, USA
 Other kits listed are available from factory at standard lead times



Key Sheet N⁰360

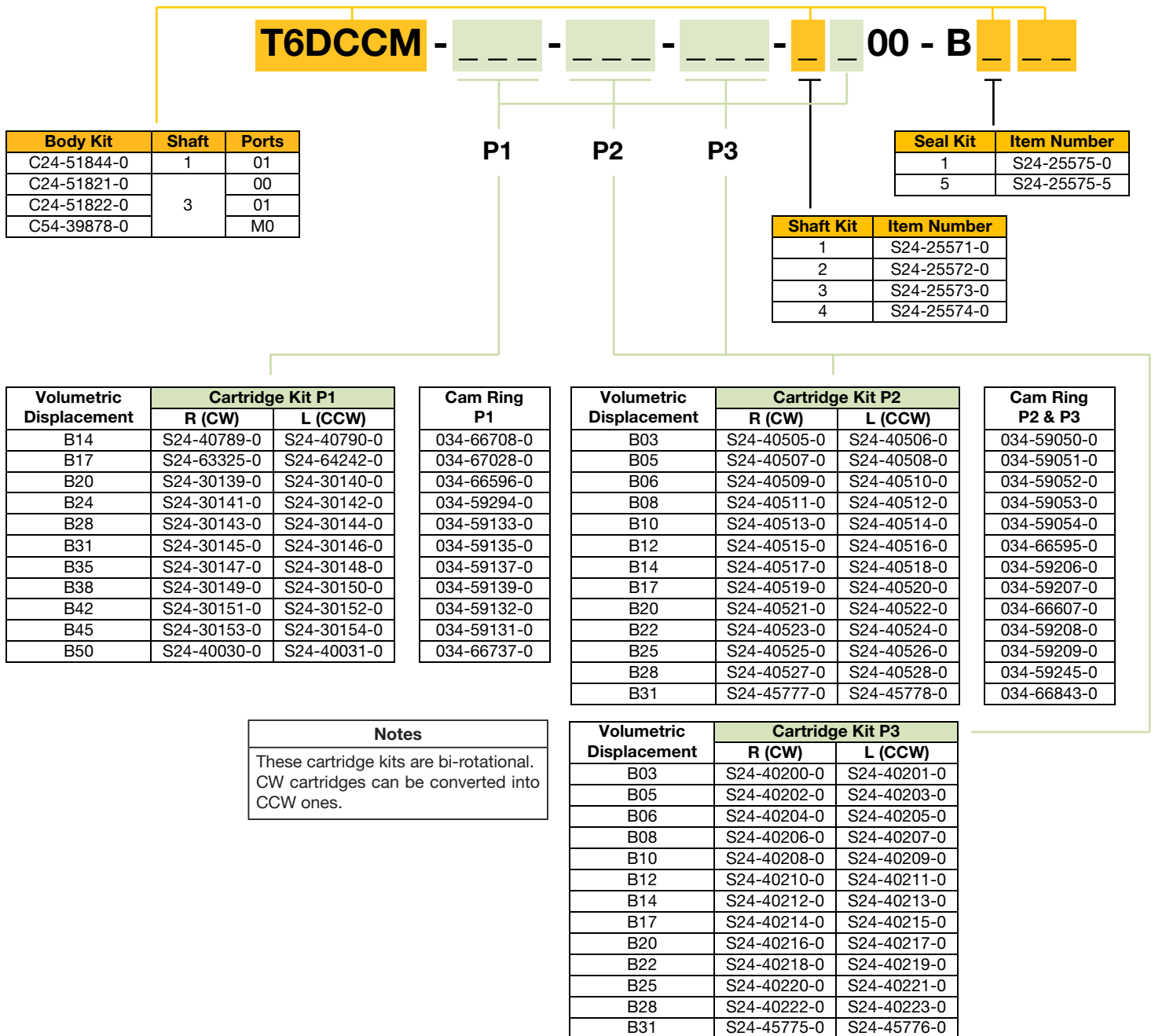
Ex. T6DCC – B38 – B28 – B08 – 1 R 00 – A1 00



- Features of the base pump
- Components to be stored at Parker Hydraulic Pump Division, USA
Other kits listed are available from factory at standard lead times

Key Sheet N^o370

Ex. T6DCCM - B38 - B28 - B08 - 1 R 00 - B1 00



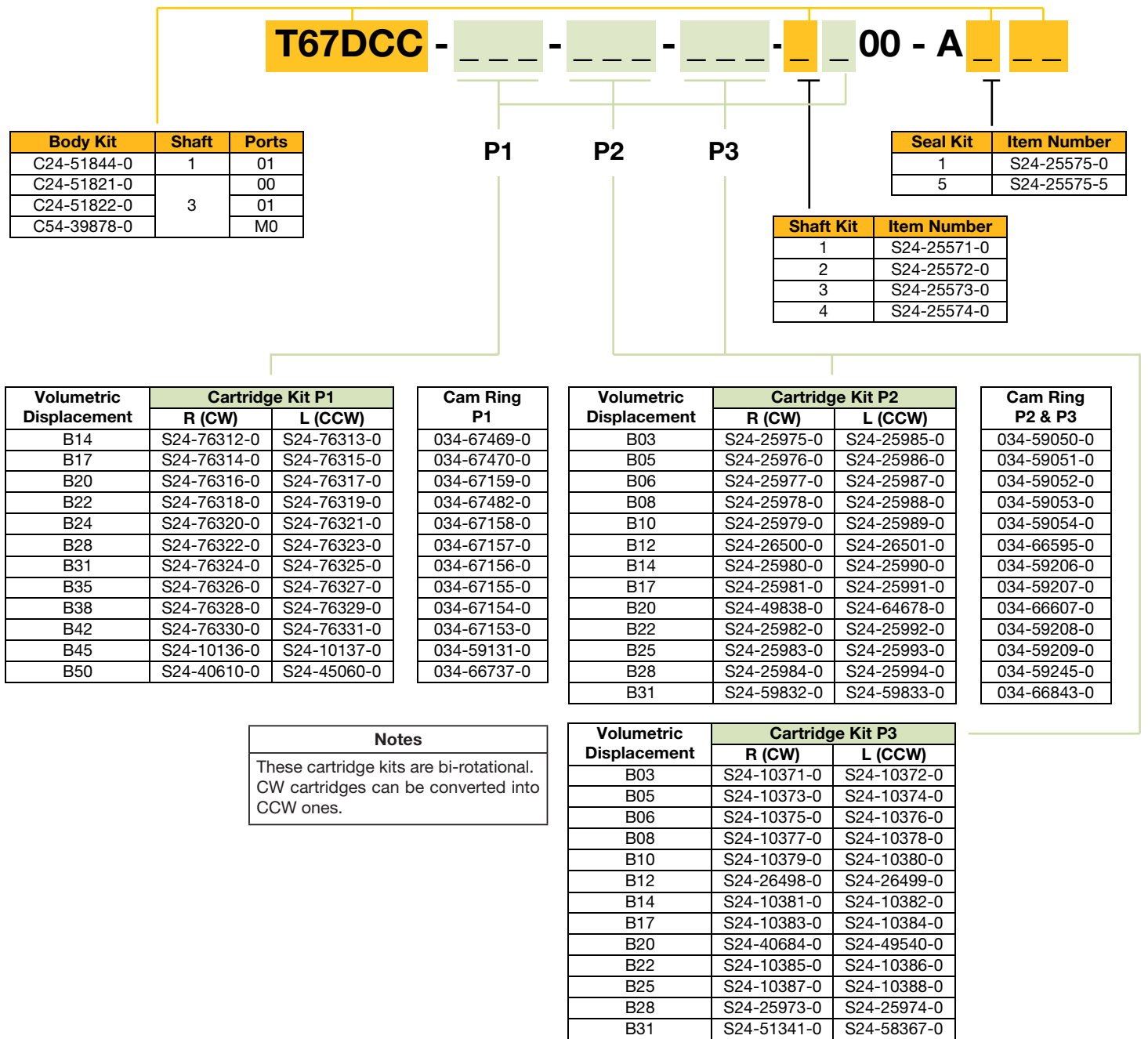
Features of the base pump

Components to be stored at Parker Hydraulic Pump Division, USA
 Other kits listed are available from factory at standard lead times



Key Sheet N⁰380

Ex. T67DCC – B38 – B28 – B10 - 1 R 00 – A1 00



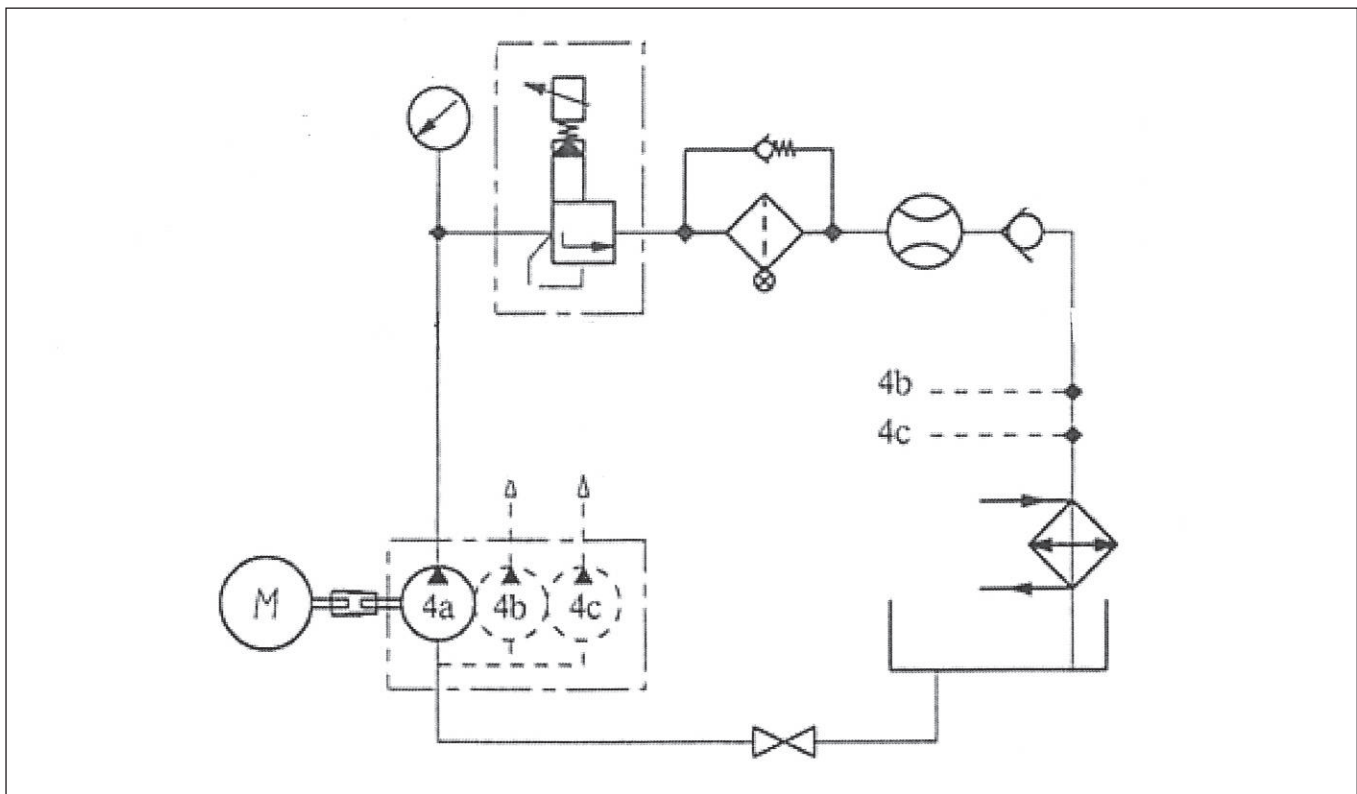
Features of the base pump

Components to be stored at Parker Hydraulic Pump Division, USA
 Other kits listed are available from factory at standard lead times


Pump Testing

- The base pumps are consisting of an assembly of loose parts. The correct installation of the shaft seal(s) is only visually controlled.
- When carefully installing the cartridge kits inside the body kits, according to the overall instruction procedures, there is minor risk of delivering a non-functional pump.
- The cartridge kits for vane pumps of sizes B, C, D and E are delivered factory tested.
- For 100% certainty, the distributor may choose to test the pump prior to delivery. The parameters to check are: the noise level, the integrity of the shaft seal and of the external seals, the correct output flows when unloaded and pressure loaded.
- If the cartridge kit is dis-assembled for any reason, it is the recommendation of the factory that the pump be tested prior to delivery.

Hydraulic Diagram for Pump Testing



Identification and Labels



The nameplate delivered with the base pump includes a serial number of the base pump. When the pump is assembled, the distributor should:

- Place another date code on the existing nameplate to define when the pump is assembled. Or,
- Have a means to cross the given serial number to the date the pump is assembled. Or,
- Replace the existing name plate with a new name correctly engraved/stamped plate and serial number.
- The distributor must also ensure that the name plate is properly engraved/stamped with the correct model code and code number.

Example:

Model Code – T6C-B31-3R01-1C

Code Number – 054-71093-0

This information can be found through PHConnect on A&H forum under the Hydraulic Pump Division – Vane Pump Build Program documents.

If manually engraving or stamping, use only printed lettering. To remove or replace the name plate, simply drill the 4 rivets with a 2,5 mm drill.

Warning: Be careful ensure that the rotation arrow on the name plate is pointing in the correct direction of rotation. If not, remove the name plate as stated and re-install correctly.

Technical Documentation

- The sales catalog: The sales catalogues contain the key sheets, dimension drawings, performance curves and limits and a lot of technical information. (Located on Parker.com)
- The spare part list or “Service Information”: This is where you will find the code number of every item inside a vane pump. (Supplied upon Request to HPD (Technical Support))
- The “Overall Instructions”: The guide book to disassemble, reassemble and modify a vane pump. (Located on A&H Forum)
- The “Installation and start-up”: A multilingual document to be given with every pump sold. (Located on A&H Forum)
- The “Troubleshooting Guide”: This manual is a reference book on various failure modes and causes that can be experienced. It is a good after sales tool. (Located on A&H Forum)

North America

Industrial

USA

Chicago Region

Naperville, IL
Tel: (630) 964 0796

Great Lakes Region

Fairlawn, OH
Tel: (330) 670 2680

Northeast Region

Lebanon, NJ
Tel: (908) 236 4121

Pacific Region

Buena Park, CA
Tel: (714) 228 2509

Southern Region

Alpharetta, GA
Tel: (770) 619 9767

Canada

Milton, Ontario
Tel: (905) 693 3000

México

Toluca, Edo. de Méx-
ico
Tel: (52) 72 2275 4200

Mobile

USA

Global Mobile

Lincolnshire, IL
Tel: (847) 821 1500

Central Region

Lincolnshire, IL
Tel: (847) 821 1500

Eastern Region

North Canton, OH
Tel: (330) 284 3355

Midwest Region

Hiawatha, IA
Tel: (319) 393 1221

Southern Region

Aledo, TX
Tel: (817) 441 1794

Western Region

Buena Park, CA
Tel: (714) 228 2509

Canada

Milton, Ontario
Tel: (905) 693 3000

México

Apodaca, N.L.
Tel: (52) 81 8156 6000

Truck

USA

Eastern Region

Cleveland, OH
Tel: (440) 519 1125

Western Region

San Ramon, CA
Tel: (925) 735 9573

Canada

Milton, Ontario
Tel: (905) 693 3000

México

Apodaca, N.L.
Tel: (52) 81 8156 6000

Europe

Austria

Wiener Neustadt
Tel: (43) 2622 23501 0

Belgium

Nivelles
Tel: (32) 67 280 900

Czech Republic and Slovakia

Klečany
Tel: (420) 284 083 111

Denmark

Ballerup
Tel: (45) 4356 0400

Finland

Vantaa
Tel: (358) 20 753 2500

France

Contamine-sur-Arve
Tel: (33) 4 50 25 80 25

Germany

Kaarst
Tel: (49) 2131 4016 0

Greece

Athens
Tel: (30) 210 933 6450

Hungary

Budapest
Tel: (36) 1 220 4155

Ireland

County Dublin, Baldon-
nell
Tel: (353) 1 466 6370

Italy

Corsico, Milano

Tel: (39) 02 45 19 21

The Netherlands

Oldenzaal
Tel: (31) 541 585000

Norway

Ski
Tel: (47) 64 91 10 00

Poland

Warsaw
Tel: (48) 22 57 32400

Portugal

Leca da Palmeira
Tel: (351) 22 999 7360

Romania

Bucharest
Tel: (40) 21 252 1382

Russia

Moscow
Tel: (7) 495 580 9145

Slovenia

Novo Mesto
Tel: (386) 7 337 6650

Spain

Madrid
Tel: (34) 91 675 7300

Sweden

Spanga
Tel: (46) 8 597 95000

Ukraine

Kiev
Tel: (380) 44 494 2731

United Kingdom

Warwick,
Tel: (44) 1926 317878

Asia Pacific

Australia

Castle Hill
Tel: (61) 2 9634 7777

China

Beijing
Tel: (86) 10 6561 0520

Shanghai

Tel: (86) 21 5031 2525

Hong Kong

Tel: (852) 2428 8008

India

Mahape, Navi Mumbai

Tel: (91) 22 5613 7081

Korea

Seoul
Tel: (82) 2 559 0400

Malaysia

Subang Jaya
Tel: (60) 3 5638 1476

New Zealand

Mt. Wellington
Tel: (64) 9 574 1744

Japan

Tokyo
Tel: (81) 3 6408 3900

Singapore

Jurong Town
Tel: (65) 6 887 6300

Taiwan

Taipei
Tel: (886) 2 2298 8987

Thailand

Bangkok
Tel: (662) 717 8140

Middle East

United Arab Emirates

Abu Dhabi
Tel: (971) 2 678 8587

Latin America

Pan American Division

Miami, FL
Tel: (305) 470 8800

Argentina

Buenos Aires
Tel: (54) 33 2744 4129

Brazil

Cachoeirinha RS
Tel: (55) 51 3470 9144

Venezuela

Caracas
Tel: (58) 212 238 5422

Africa

South Africa

Kempton Park
Tel: (27) 11 961 0700

